

# Starting Soon:

## ITRC 1,4-Dioxane Training – Six (6) Part Modular Training

- ▶ 1,4 Dioxane Online Guidance Document, <https://14d-1.itrcweb.org/>.
- ▶ Download PowerPoint slides
  - ▶ CLU-IN training page at <https://clu-in.org/conf/itrc/14D-1/>. Under “Download Training Materials.”

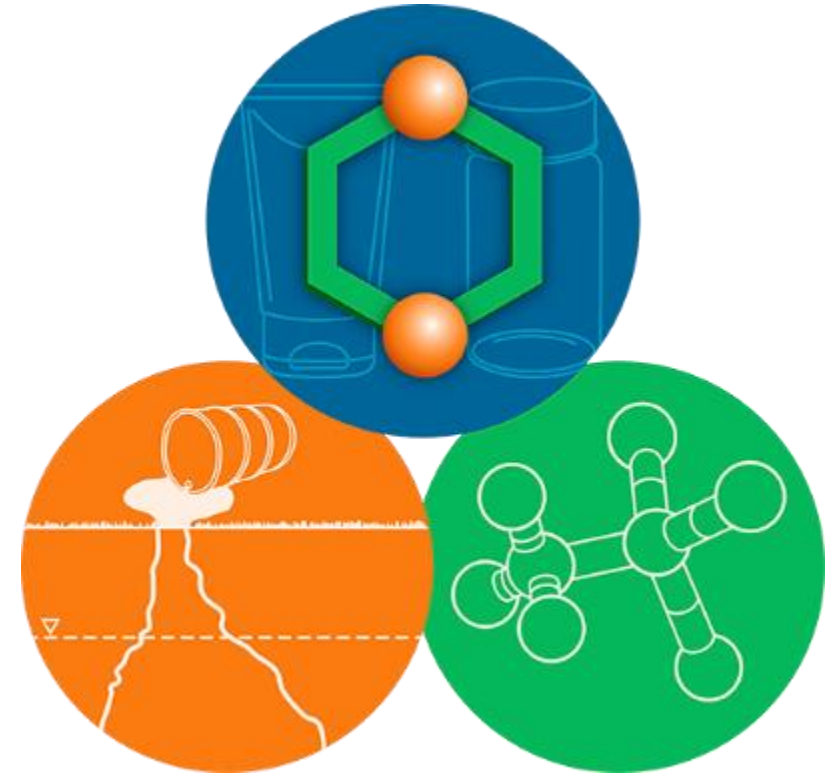
Use “Join Audio” option in lower left of Zoom webinar to listen to webinar  
Problems joining audio? Please call in manually

Dial In 301 715 8592  
Webinar ID: 840 5047 4630#



Advancing  
Environmental  
Solutions

# ITRC 1,4-Dioxane: Science, Characterization & Analysis, and Remediation



E C O S

**ERIS**  
ENVIRONMENTAL RESEARCH  
INSTITUTE OF THE STATES

Guidance Document: <https://14d-1.itrcweb.org/>

1,4D Training Page: <https://www.clu-in.org/conf/itrc/14D-1>

# Housekeeping

Course time is 2 hours and 15 minutes

- ▶ This event is being recorded
- ▶ Trainers control slides
  - ▶ **Want to control your own slides?** You can download presentation file on Clu-in training page (see related links box in Adobe Connect)

Questions and feedback

- ▶ Throughout training: type in the "Q & A" box
- ▶ At end of class: Feedback form available from last slide
  - ▶ Need confirmation of your participation today?
  - ▶ Fill out the feedback form and check box for confirmation email and certificate (only available for full 1,4D-1 Training)

# ITRC – Shaping the Future of Regulatory Acceptance

- ▶ Host organization – Environmental Council of States (ECOS)

- ▶ Network

- ▶ State regulators

- ▶ All 50 states, PR, DC

- ▶ Federal partners

- ▶ ITRC Industry Affiliates Program

- ▶ Academia

- ▶ Community stakeholders

- ▶ Follow ITRC



- ▶ Disclaimer

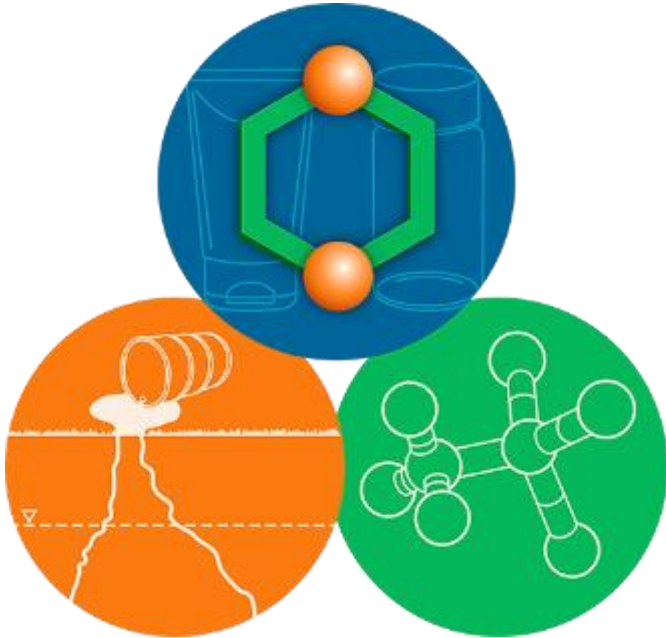
- ▶ Full version in “Notes” section
  - ▶ Partially funded by the U.S. government
    - ▶ ITRC nor US government warranty material
    - ▶ ITRC nor US government endorse specific products

- ▶ ITRC materials available for your use – see [usage policy](#)

- ▶ Available from [www.itrcweb.org](http://www.itrcweb.org)

- ▶ Technical and regulatory guidance documents
  - ▶ Online and classroom training schedule
  - ▶ More...

# 1,4-Dioxane: Introduction



**Lauren Larkin**

Minnesota Pollution Control Agency  
St. Paul, Minnesota

651-757-2066

lauren.larkin@state.mn.us



Advancing  
Environmental  
Solutions

Based on ITRC Guidance Document and Fact Sheets:  
ITRC 1,4-Dioxane Products ([14d-1](#), February 2021)

## **6-Part Modular Training Series: 1,4-Dioxane: Science, Characterization, Analysis, and Remediation**

**Module 1:** History of Use & Potential Sources

**Module 2:** Regulatory Framework

**Module 3:** Environmental Fate, Transport, & Investigation Strategies

**Module 4:** Sampling & Analysis

**Module 5:** Toxicity & Risk Assessment

**Module 6:** Remediation & Treatment Technologies



ECOS

**ERIS**  
ENVIRONMENTAL RESEARCH  
INSTITUTE OF THE STATES

Sponsored by: Interstate Technology and Regulatory Council ([www.itrcweb.org](http://www.itrcweb.org))  
Hosted by: USEPA Clean Up Information Network ([www.clu-in.org](http://www.clu-in.org))



# Online Documents and Accessing the Training Modules

1,4-Dioxane

HOME

Search this website

Navigating this Website

About ITRC

- 1 History of Use and Potential Sources
- 2 Regulatory Framework
- 3 Environmental Fate, Transport, and Investigative Strategies
- 4 Sampling and Analysis
- 5 Toxicity and Risk Assessment
- 6 Remediation and Treatment Technologies

Case Studies

Fact Sheets

References

Appendix A: Summary of State Regulations, Policies, and Guidance for

## Welcome

### Technical Resources for Addressing Environmental Releases of 1,4-Dioxane

This Interstate Technology and Regulatory Council (ITRC) online documentation includes the 1,4-Dioxane Fact Sheets, Guidance Document, and six-part modular training courses prepared by the ITRC 1,4-Dioxane Team. Links within the online document help the reader locate interrelated topics. It is the intention of ITRC to periodically update the document as significant new information and regulatory approaches for 1,4-dioxane develop. The web-based nature of this document lends itself to updating of key information in this rapidly evolving subject. Each document can be downloaded as a PDF.

The documents are designed for state and federal environmental staff, project managers, and other stakeholders to gain knowledge of 1,4-dioxane history and potential sources, regulatory framework, environmental **fate and transport**, investigation strategies, sampling and analysis, toxicity and risk assessment, and remediation and treatment technologies. The document was developed by a team of over 200 environmental practitioners drawn from state and federal government, academia, industry, environmental consulting, and public interest groups. While every effort was made to keep the information accessible to a wide audience, it is assumed the reader has some basic technical background in chemistry, environmental sciences, risk assessment, and environmental remediation. ITRC also produced a [Risk Communications Toolkit](#) that can be applied to emerging contaminants and 1,4-dioxane issues.

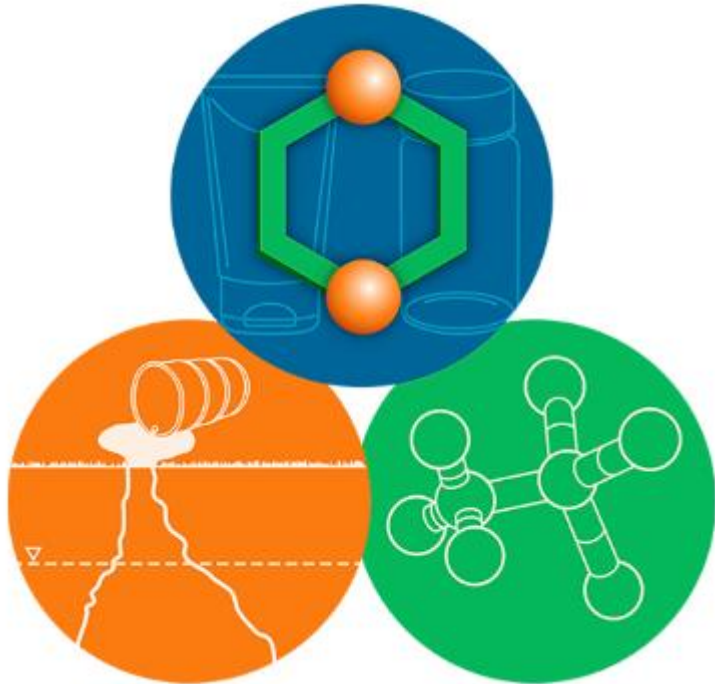
Lists of [acronyms](#), [glossary](#) terms, and [references](#) cited in the documents are also available on this website.

# ITRC 1,4-Dioxane Products and Focus?

- ▶ **Series of 1,4-Dioxane Fact Sheets** (<https://14d-1.itrcweb.org/fact-sheets/>) – Provide easy to access information about 1,4-Dioxane to answer immediate questions.
  - ▶ **Toxicity and Risk Assessment Fact Sheet** provides a summary of frequently asked questions regarding the potential human and ecological risks.
- ▶ **1,4-Dioxane Guidance Document** (<https://14d-1.itrcweb.org/>) – Provides an in-depth review and technical information that will assist the environmental community with 1,4-dioxane site management and cleanup.



# Our Focus is on 1,4-Dioxane



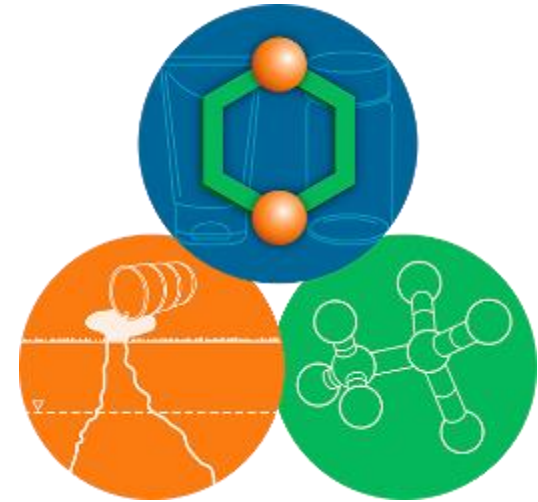
- ▶ What is 1,4-Dioxane?
- ▶ Why Do We Care About 1,4-Dioxane?
  - ▶ 1,4-Dioxane Concerns
  - ▶ We are still learning about 1,4-Dioxane
- ▶ Use 1,4-Dioxane information and science to your advantage and apply best practices at your sites

# Module 1: History of Use & Potential Sources



**Lauren Larkin**

Minnesota Pollution Control Agency  
St. Paul, Minnesota  
651-757-2066  
lauren.larkin@state.mn.us





# 1,4-Dioxane Uses

- ▶ Solvent stabilizers (90% of usage)
  - ▶ Medical, pharmaceutical, and biotechnical
  - ▶ Rubber and plastics, especially polyester manufacturing
  - ▶ Inks, paints, and coatings
  - ▶ Adhesives
  - ▶ Automotive and aircraft fluids
  - ▶ Many other uses
- 
- ▶ 1,4-Dioxane manufacture, usage and release tied inextricably to 1,1,1-trichloroethane (1,1,1-TCA)
  - ▶ Understanding that relationship/history helps understand where 1,4-dioxane is likely to be found

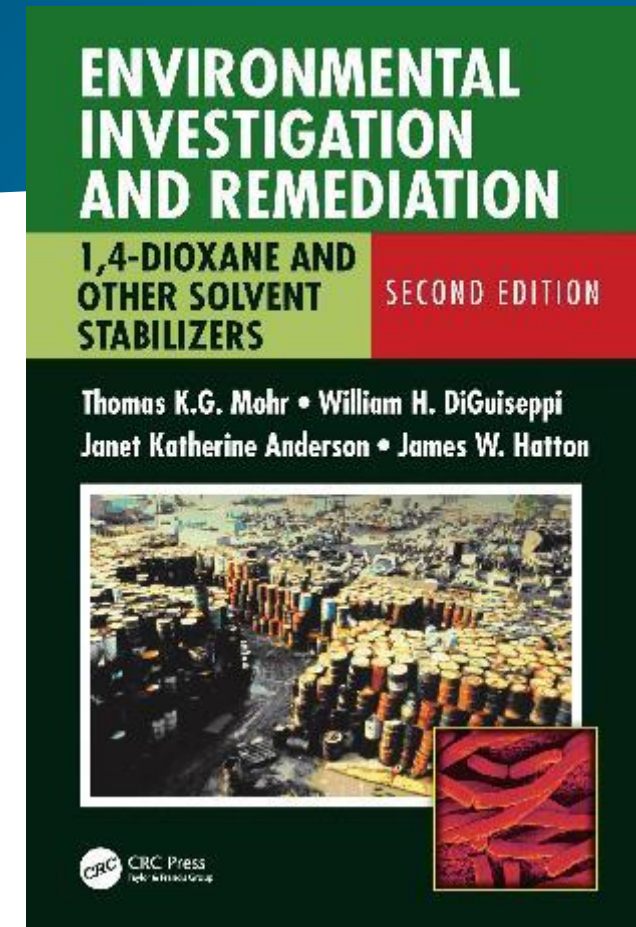


Image courtesy of Bill DiGuiseppi, Jacobs. Used with permission

See [Section 1.2](#) for additional information

# Why is 1,4-Dioxane Needed to Stabilize Solvents?

- ▶ Acids are formed as the solvent decomposes
- ▶ Reactions occur between the acids formed and the metals being degreased/plated, so stabilizers address acids:
  - ▶ Acid inhibitors – prevent the formation of acids in the first place
  - ▶ Acid acceptors – neutralize the acids that form
  - ▶ Metal inhibitors – deactivate catalytic properties of metal surfaces and complex metal salts
- ▶ 1,4-Dioxane is dominantly used as a metal inhibitor

# Was 1,4-Dioxane a Stabilizer in Trichloroethene?

- ▶ Trichloroethene (TCE) has been stabilized for vapor degreasing applications since 1940s, but 1,4-dioxane is not documented as the stabilizer used
- ▶ Extensive documentation (Mohr et al 2020) for 1,4-dioxane as a stabilizer for 1,1,1-TCA, but scant documentation for TCE
- ▶ Vague early patent literature describing TCE formulations
- ▶ TCE is substantially more stable than 1,1,1-TCA

May not matter because of association between TCE and 1,1,1-TCA

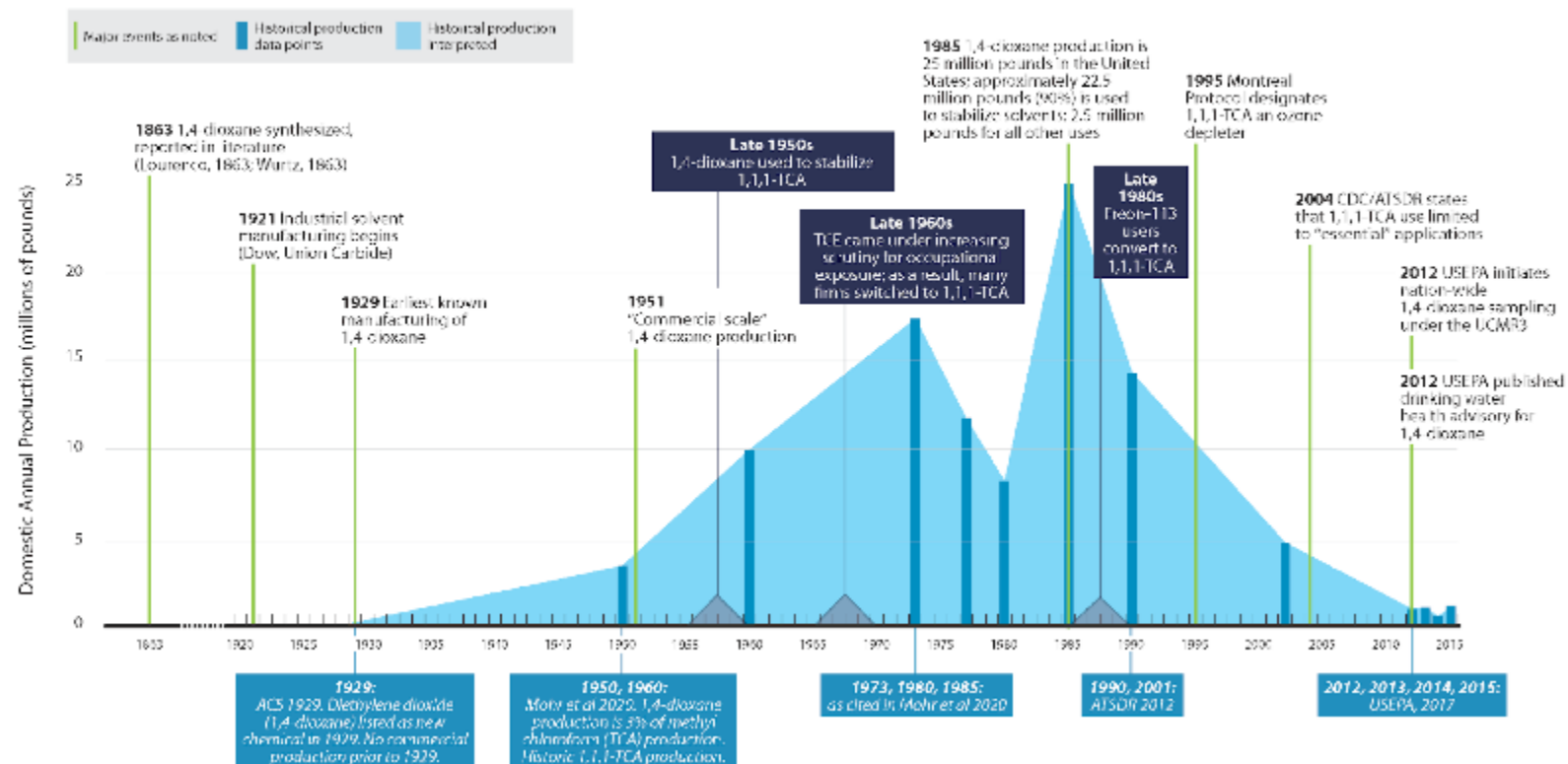


# Production History

Discussed in time segments:

- ▶ Synthesis through 1973
- ▶ 1973-1990
- ▶ Post 1990

## 1,4-DIOXANE TIMELINE AND HISTORICAL PRODUCTION



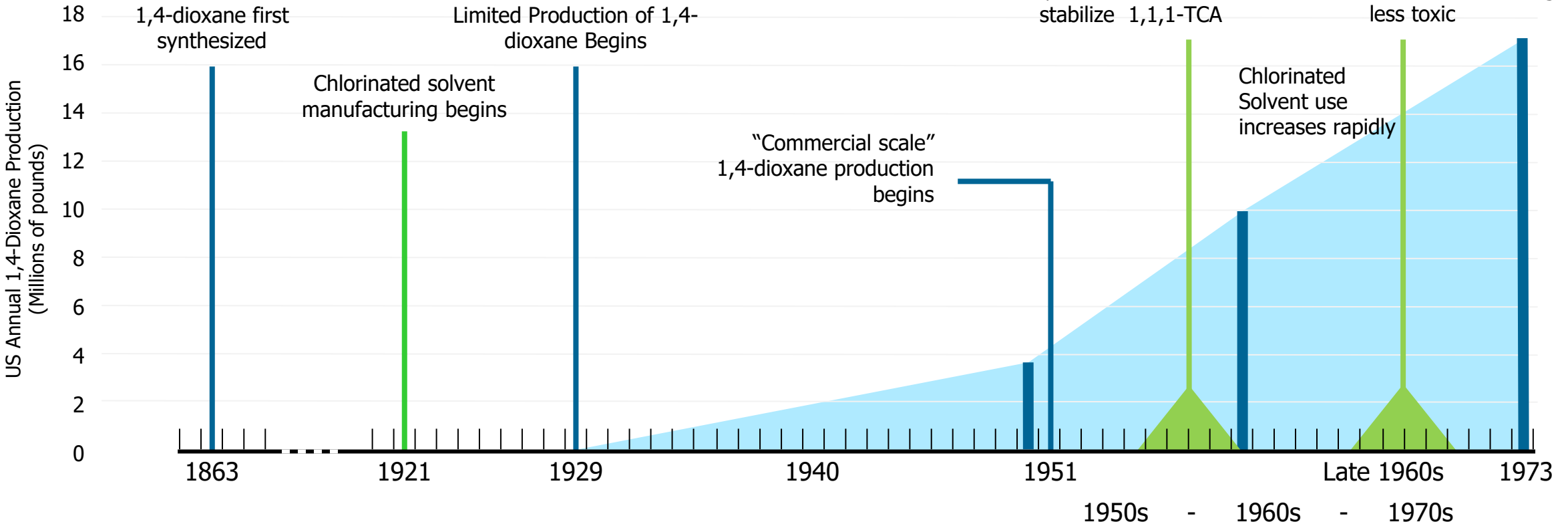


# Invention, Discovery and Growth (1863 – 1973)

## 1,4-Dioxane

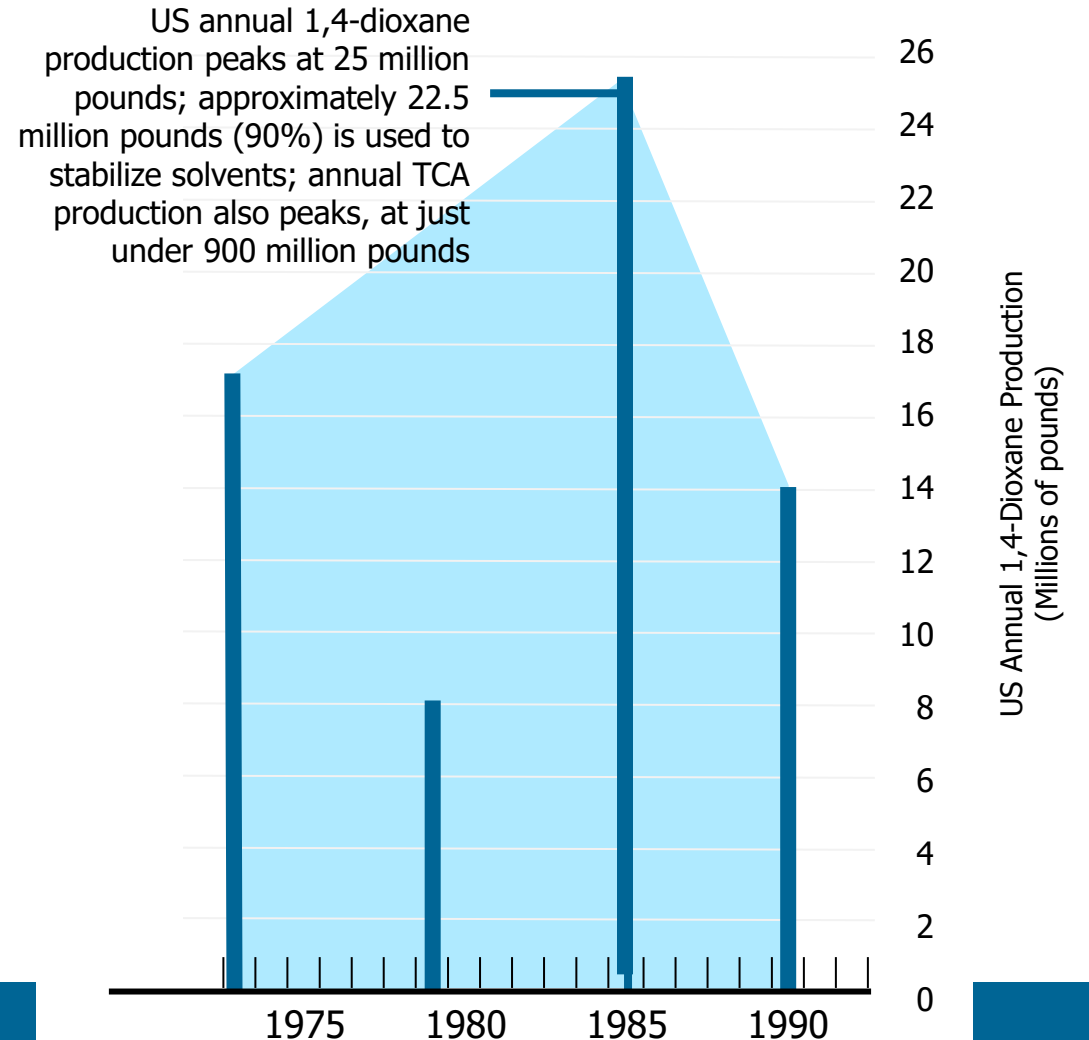
## Chlorinated Solvents

Awareness of TCE hazards led many to start switching to 1,1,1-TCA, thought to be less toxic



# 1973-1990

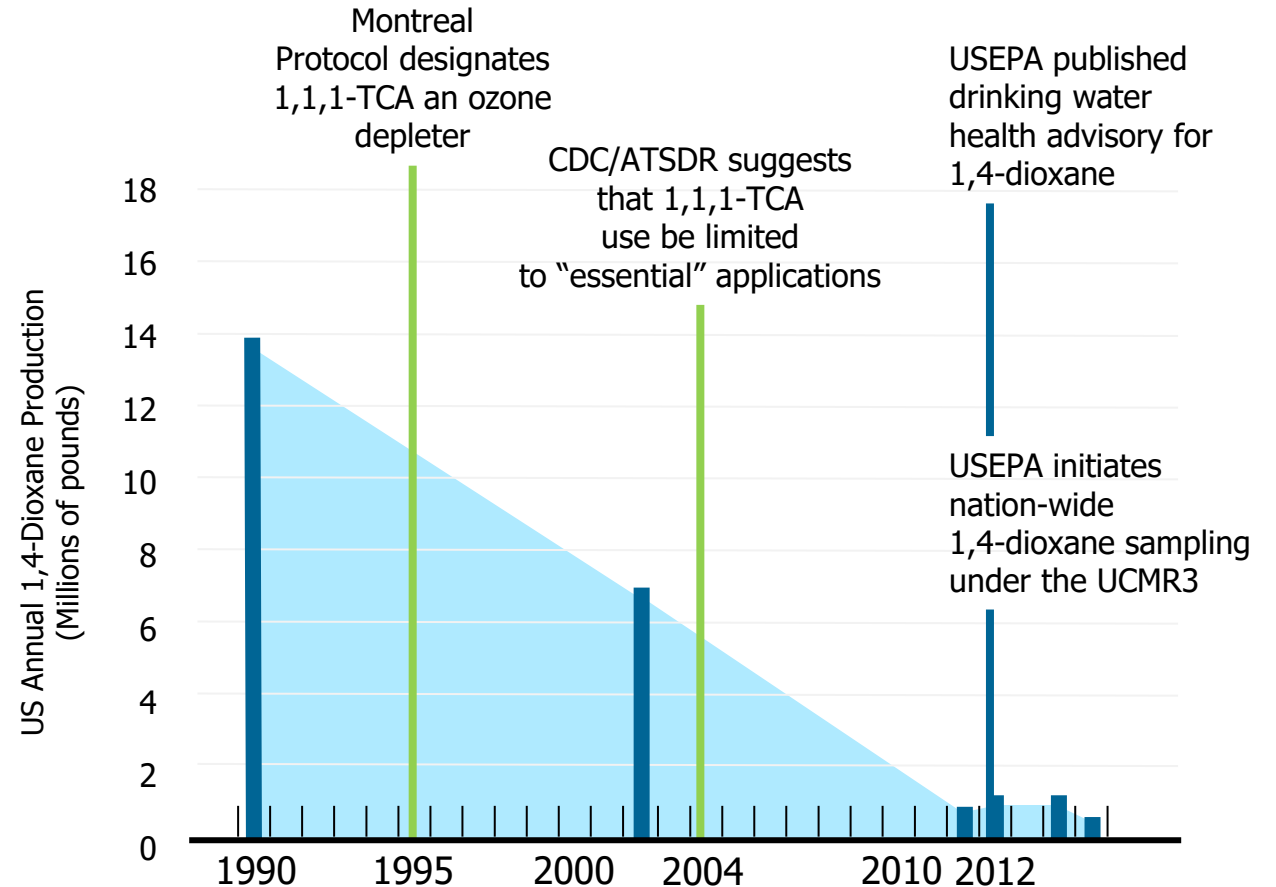
- ▶ Limited data available
- ▶ Shows variability over time (may be an artifact of data)
- ▶ Overall decline from early 1970s to 1990s due to industry reducing solvent usage overall
- ▶ 1985 data point valuable in that 90% of 1,4-dioxane in the United States was used for solvent stabilizing



US Annual 1,4-Dioxane Production  
(Millions of pounds)

# Post-1990

- ▶ Decline from 1990 from overall decline in chlorinated solvent usage in US and abroad
- ▶ 1995 Montreal Protocol designates 1,1,1-TCA as ozone depleting, driving widespread phase out
- ▶ By 2012, production falls to less than 1 million pounds/year

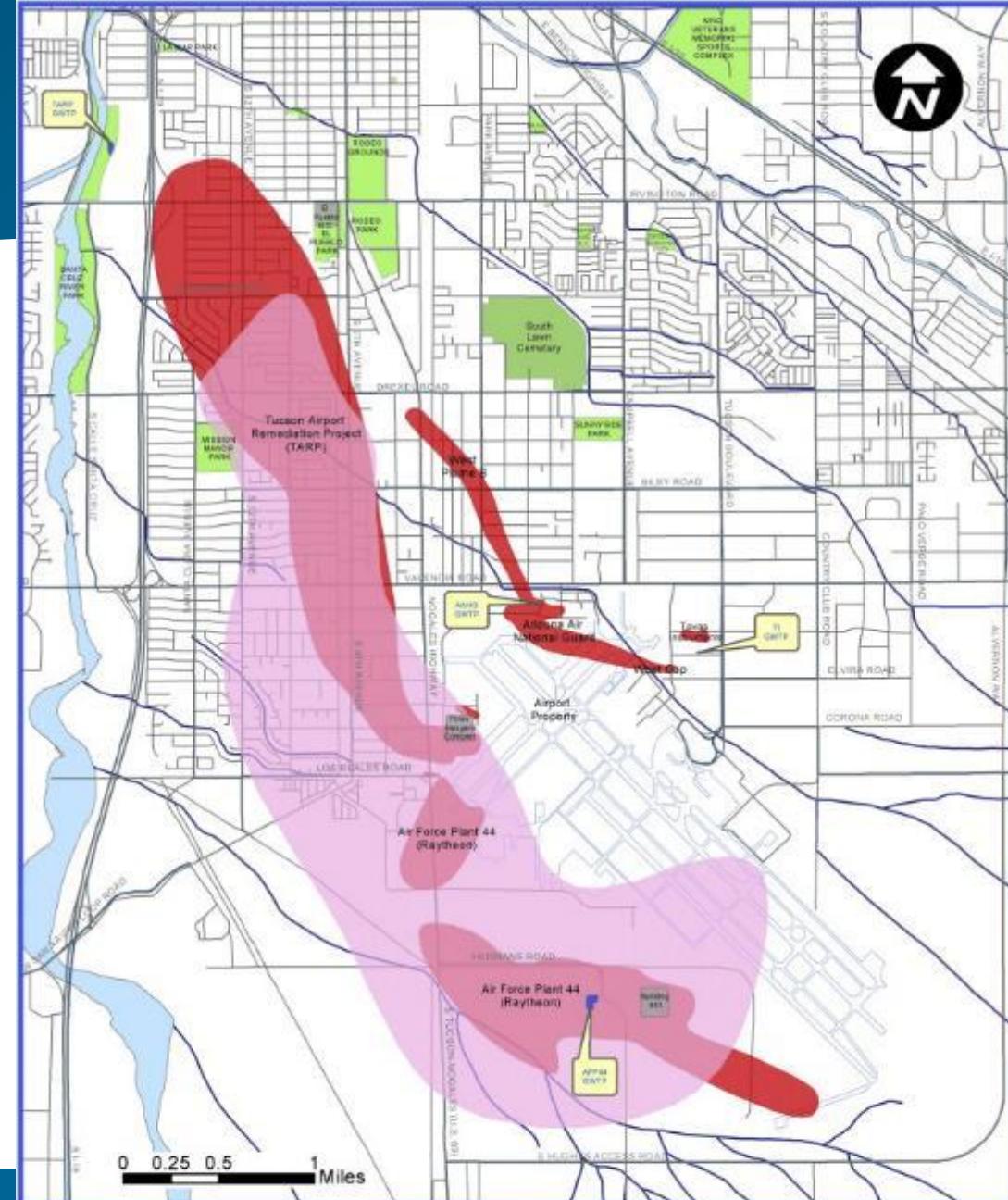


# History of Use Case Study – Air Force Plant 44 (AFP44)

- ▶ Missile Manufacturing Plant in Tucson, Arizona
- ▶ Used TCE from 1950s – present (minor uses)
- ▶ Dominantly switched to 1,1,1-TCA from 1974 through the early 1980s
- ▶ Site 3 – Operated 1966 - 1977, disposed vapor degreaser solvent waste in unlined lagoons
- ▶ Site 5 – Operated early 1960s until 1977, disposed wastewater and metal sludge from nearby plating shop with solvent degreasers
- ▶ Groundwater extraction and reinjection system operated 1987 - present

# AFP44 Plume Map

- ▶ 1,4-Dioxane plume confirms relationship with chlorinated solvents, specifically TCE
- ▶ AFP44 is one of several sources in the Tucson International Airport Area Superfund Site
- ▶ Main TCE plume disconnected by pump and treat activities since 1987
- ▶ 1,4-Dioxane plume wider at time of discovery, due to reinjection of treated (air stripper) water
- ▶ Plume has narrowed dramatically with elimination of reinjection on sides of the plume



Tucson International Airport Area Superfund Site Tucson, Arizona

Legend

- TCE Plume (>5 ppb)
- 1,4-Dioxane Plume (>3 ppb)

ADEQ  
Arizona Department of Environmental Quality

Disclaimer: This map is for general reference only. The Arizona Department of Environmental Quality (ADEQ) makes no warranties, implied or expressed, with respect to information on this map.

From Brusseau, Hatton and DiGuseppi, 2011  
Used with Permission



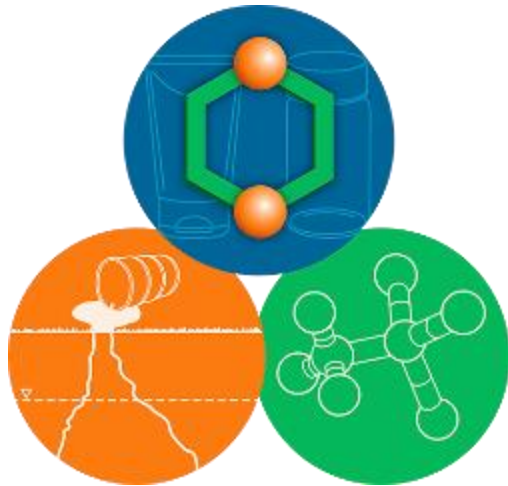
# Takeaways

- ▶ 1,4-Dioxane is used in many industries, but primarily used in stabilizing 1,1,1-TCA
- ▶ 1,4-Dioxane manufacture over time is tied to 1,1,1-TCA manufacture and use
- ▶ May have been present in TCE but there's little direct evidence; there is, however an empirical association
- ▶ 1,4-Dioxane co-location with chlorinated solvents is common, at similar order of magnitude



[http://clipart-library.com/image\\_gallery/311049.jpg](http://clipart-library.com/image_gallery/311049.jpg)

# Module 2: Regulatory Framework

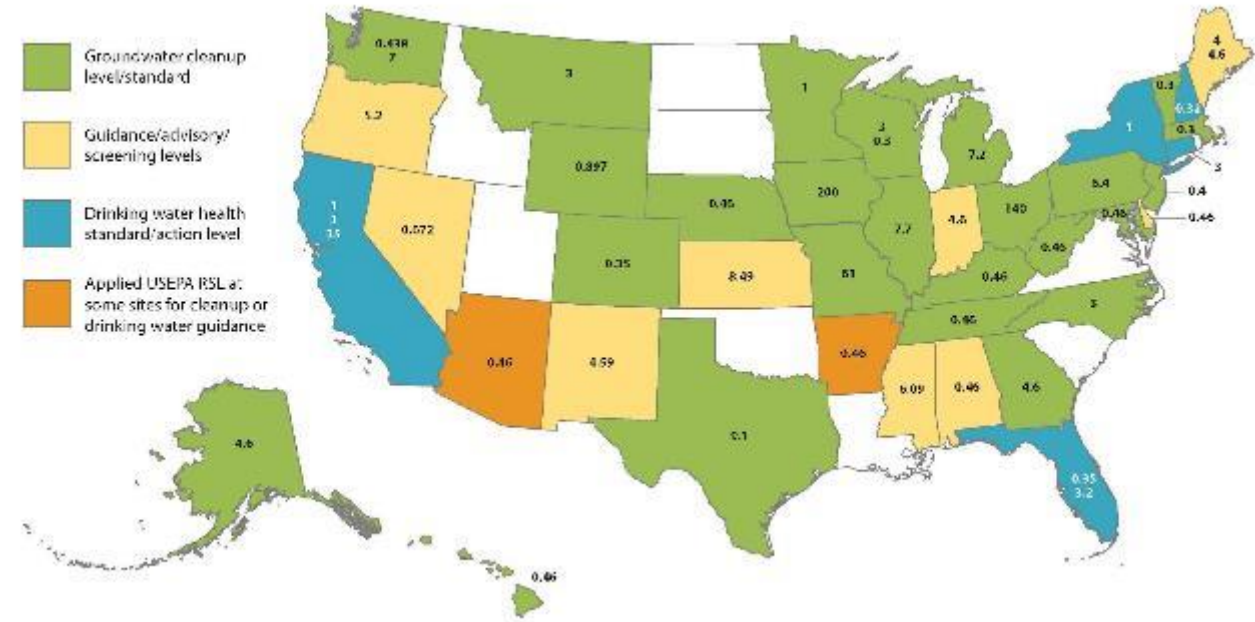


**Janet K. Anderson, PhD, DABT**  
GSI Environmental Inc.  
Austin, TX  
513-226-6528  
jkanderson@gsienv.com



# Learning Objectives

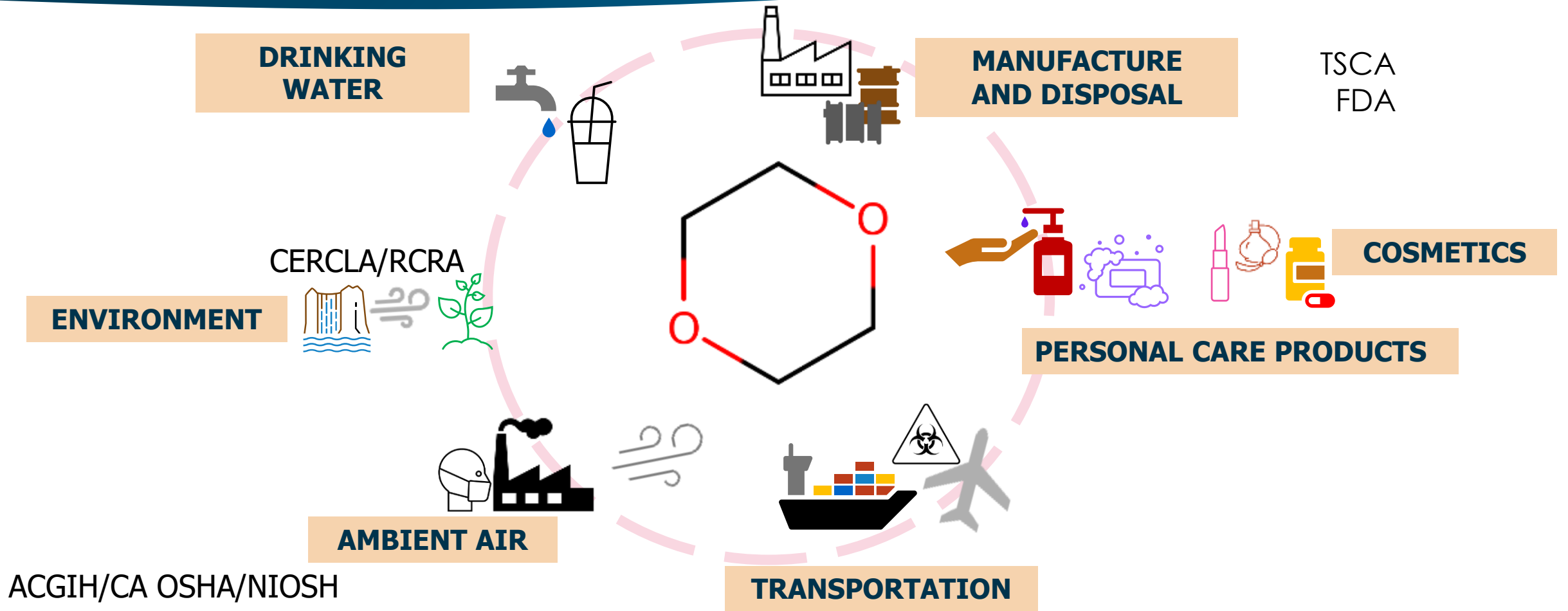
- ▶ Understand the primary state and U.S. federal regulatory programs of relevance to 1,4-dioxane
- ▶ Recognize the current U.S. regulatory and guidance values for 1,4-dioxane in groundwater, drinking water, soil, and air



**Figure 2-1. 1,4-Dioxane State Regulatory Values for Drinking Water and Groundwater (µg/L)**

*Data as of 2/3/2021*


# Regulatory Framework & Landscape



# Manufacture (Import, Processing, Distribution, Use and Disposal)

## U.S. EPA Toxic Substances Control Act (TSCA):


- ▶ Priority chemical - risk evaluation DRAFT issued June 2019
- ▶ Evaluation of risk to workers and occupational non-users
  - ▶ During “industrial and commercial conditions of use such as manufacturing, processing, distribution, use, and disposal”
  - ▶ Excludes unintentional occurrence in consumer products



# Manufacture (Import, Processing, Distribution, Use and Disposal)

## U.S. EPA Toxic Substances Control Act (TSCA):

- ▶ FINALIZED Dec 31, 2020
- ▶ Includes Supplemental Risk Evaluations released NOVEMBER 2020
- ▶ New evaluation of risk to general public:
  - ▶ as a byproducts in consumer products
  - ▶ surface water exposure (swimming and fish consumption) via released from manufacturing plants
  - ▶ Does NOT evaluate risk from drinking water exposure




# Manufacture (Import, Processing, Distribution, Use and Disposal)

## U.S. EPA Toxic Substances Control Act (TSCA):

### Final Conclusions

- ▶ No unreasonable risk to occupational non-users or to the environment
- ▶ No unreasonable risk to the general public from exposure to consumer products
- ▶ No unreasonable risk to the general public from dermal or incidental ingestion of surface water, or from fish consumption
- ▶ Unreasonable risk to workers in domestic manufacturing, processing, industrial use and disposal




# Current Occupational Standards – Air

- ▶ American Conference of Governmental Industrial Hygienists (ACGIH)
  - ▶ 20 ppm as an 8-hour threshold limit value
- ▶ California Occupational Safety and Health Administration (CA OSHA)
  - ▶ 0.28 ppm as an 8-hour time weighted average
- ▶ National Institute of Occupational Safety and Health Administration (NIOSH)
  - ▶ 1 ppm as a 30-minute ceiling recommended exposure limit for a lifetime
  - ▶ 500 ppm immediately dangerous to life and health



Image purchased from Shutterstock



# Cosmetics and Pharmaceuticals

## U.S. Food and Drug Administration (FDA)

- ▶ No limits in cosmetic products
  - ▶ Recommends maximum of 10,000  $\mu\text{g}/\text{L}$  in product
- ▶ No limits in pharmaceuticals
  - ▶ Recommendation as Class 2 solvent that daily exposure should not exceed 3.8 mg/day





# Personal Care Products

- ▶ Federal: NEW EPA TSCA conclusion of no unreasonable risks (Dec 2020)
- ▶ States: Product Labeling and Consumer Products Laws:
  - ▶ California Safe Drinking Water and Toxic Enforcement Act – Prop 65
    - ▶ listed as a chemical known to cause cancer
    - ▶ requires manufacturers, distributors, and retailers to provide warning labels on products containing concentrations that would result in exposure  $>30 \mu\text{g}/\text{day}$
  - ▶ California Cleaning Products Right to Know Act
    - ▶ requires that manufacturers disclose as an ingredient in cleaning products if present at or above 0.001% or  $10,000 \mu\text{g}/\text{L}$



# Personal Care Products - continued

- ▶ New York Cleaning and Personal Care Products
- ▶ Prohibits the sale of personal care and cleaning products with concentrations:
  - > 2 ppm - after December 31, 2022
  - > 1 ppm - after December 31, 2023
- ▶ Oregon Toxic-Free Kids Act
- ▶ Vermont State's List of Chemicals of High Concern to Children
- ▶ Washington State's Children's Safe Products Law
  - ▶ Requires manufacturers to report if >1 ppm in a product

Thresholds will be re-evaluated every 5-years.




# Surface Water

## U.S. EPA Office of Water – Clean Water Act:

- ▶ No surface water quality criteria
  - ▶ EPA's Enforcement and Compliance History Online Database ("ECHO") lists numerous National Pollutant Discharge Elimination System (NPDES) permits with monitoring requirements for 1,4-dioxane

## States:

- ▶ Surface water quality standards (e.g., Colorado and Michigan)
- ▶ Wastewater discharge requirements

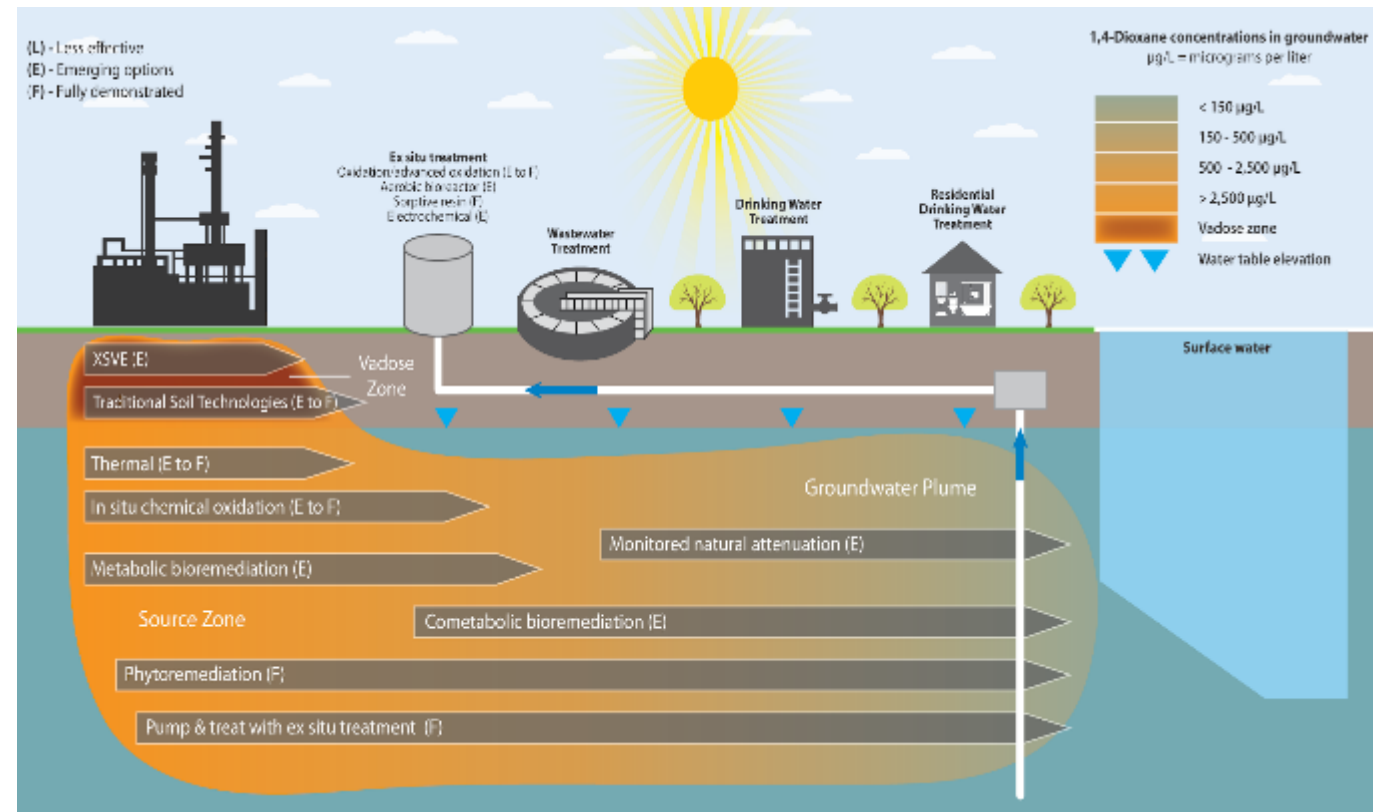


# Environmental Cleanup Programs: Federal

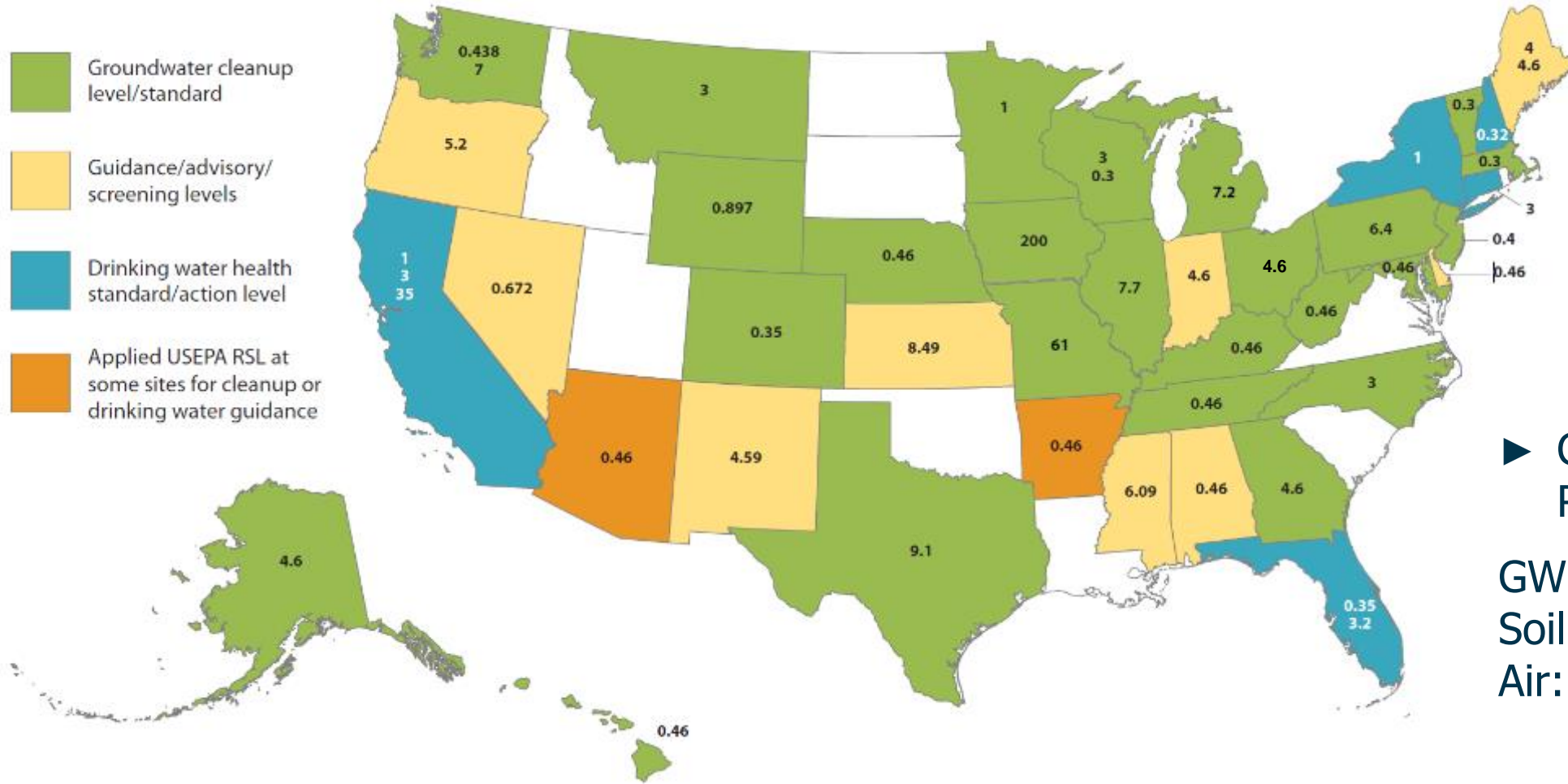
- ▶ Hazardous Substance under CERCLA/RCRA
- ▶ CERCLA
  - ▶ screening levels\* used for screening and informing cleanup goals
  - ▶ RSL\*\* = 0.46 µg/L groundwater  
= 5.3 mg/kg soil  
= 0.56 µg/m<sup>3</sup> (0.16 ppm) air

\*screening levels – not cleanup standards

\*\* Regional Screening Levels (RSL) shown at 10<sup>-6</sup> cancer risk level for residential exposure



# Environmental Cleanup Programs



- ▶ GW values range 0.3 to 200 µg/L
- ▶ Most recent: ~ 4 to 9 µg/L Reflecting 10<sup>-5</sup> cancer risk level

- ▶ CERCLA Residential RSLs:  
 GW: 0.46 – 46 µg/L  
 Soil: 5.3 mg/kg  
 Air: 0.56 µg/m<sup>3</sup> (0.16 ppm)

Note: Some states may not be represented. Map based on best available information as of Feb 2021. States without an entry may apply the EPA RSL and/or HA

See *Appendix A and Figure 2-1 ITRC Guidance Document for more detailed information*

# Drinking Water - Safe Drinking Water Act (SDWA)


## U.S. EPA Office of Water – Safe Drinking Water Act:



- ▶ Standards for drinking water quality and monitoring requirements for public water systems
  - ▶ No maximum contaminant level (MCL)
- ▶ Identified as a chemical known to occur in public drinking water systems and may require regulation
  - ▶ Candidate Contaminant List (CCL) since 2008
- ▶ March 2021, EPA “has not determined whether there is a meaningful opportunity for public health risk reduction” (FRN, 86.40)
  - ▶ Continuing to evaluate for MCL



# Drinking Water - Health Advisory - Guidance

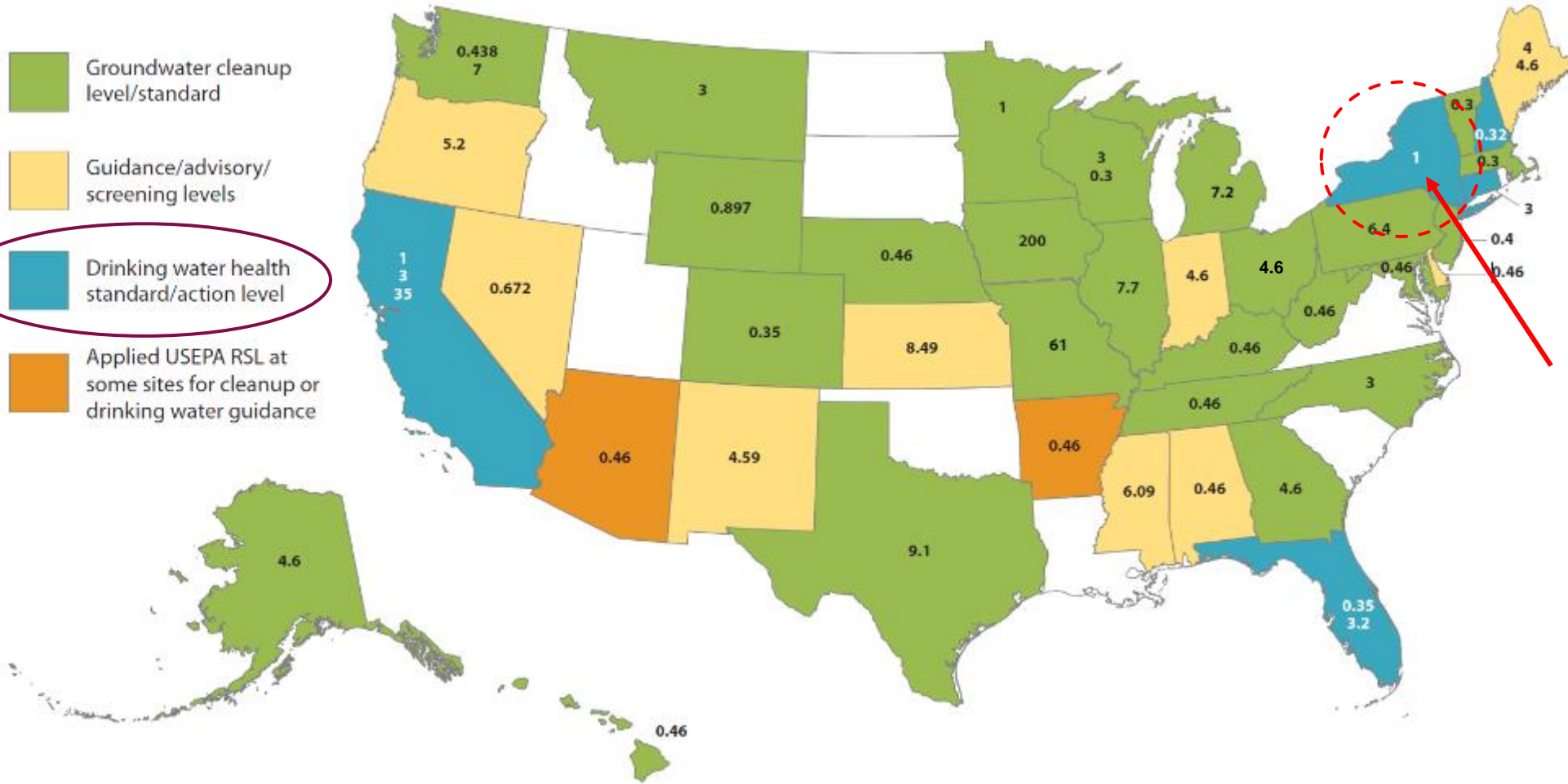


- ▶ Provide information for drinking water contaminants that can / are known to / anticipated to cause human health effects
- ▶ Issued when an enforceable drinking water standard has not been established
- ▶ Lifetime cancer risk level of **35  $\mu\text{g}/\text{L}$**  (10-4 cancer risk)





# Drinking Water – HA & State Regulation



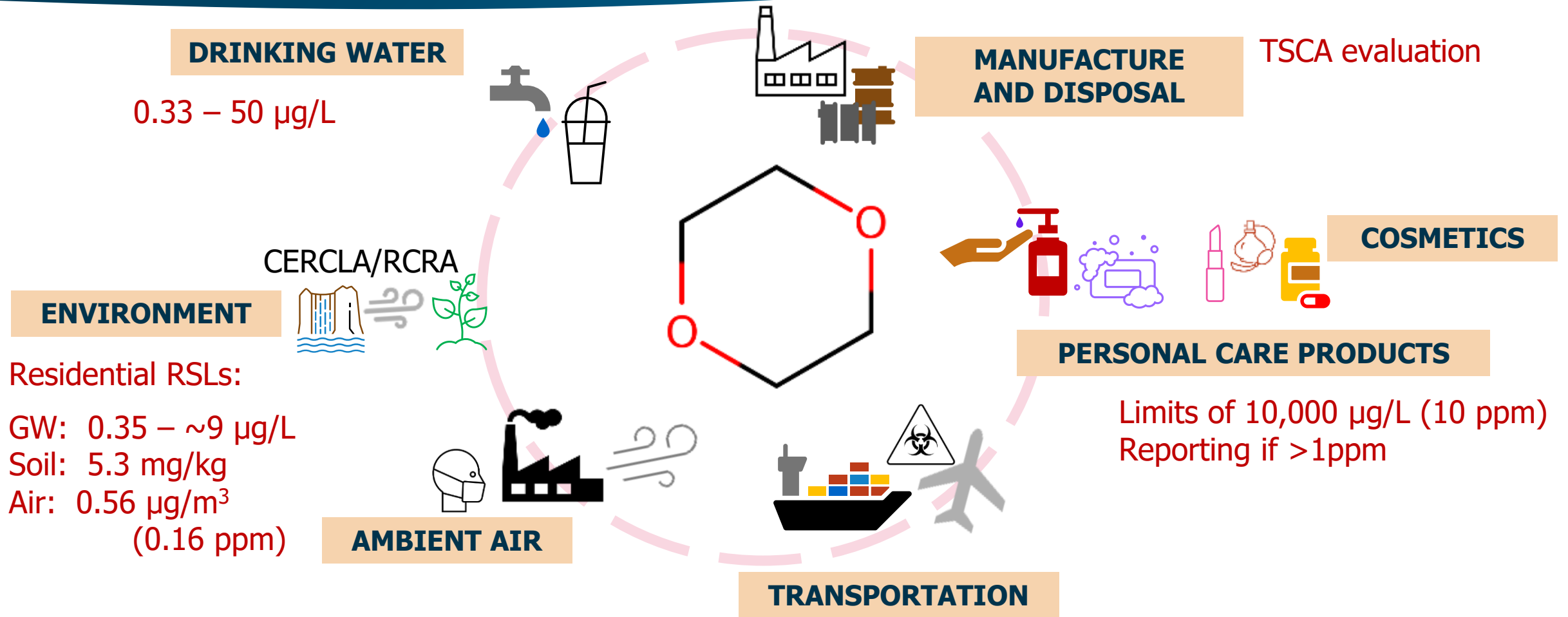
Lifetime cancer risk level of **35 µg/L** ( $10^{-4}$  cancer risk)

New York 2020 MCL of **1 µg/L** is first in the US

New Jersey proposed MCL of **0.33 µg/L**

Health Canada MAC of **50 µg/L**

# Regulatory Framework & Landscape - Conclusion



# Module 3: Environmental Fate, Transport and Investigation Strategies



**David Adamson, PhD, P.E.**

GSI Environmental Inc.

Houston, Texas

713-522-6300

dtadamson@gsienv.com



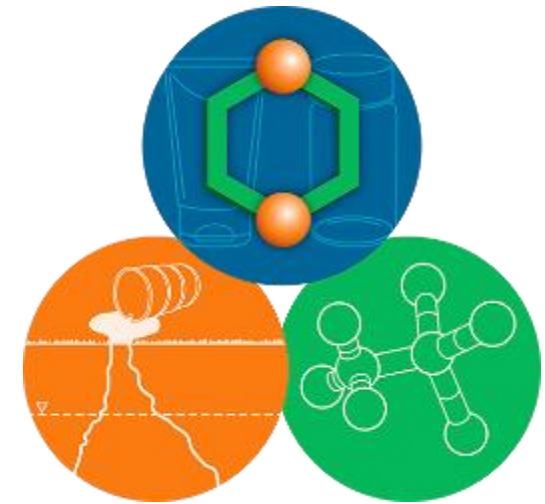
**Monica Heintz, PhD**

Arcadis

Highlands Ranch, Colorado

303-471-3576

monica.heintz@arcadis.com

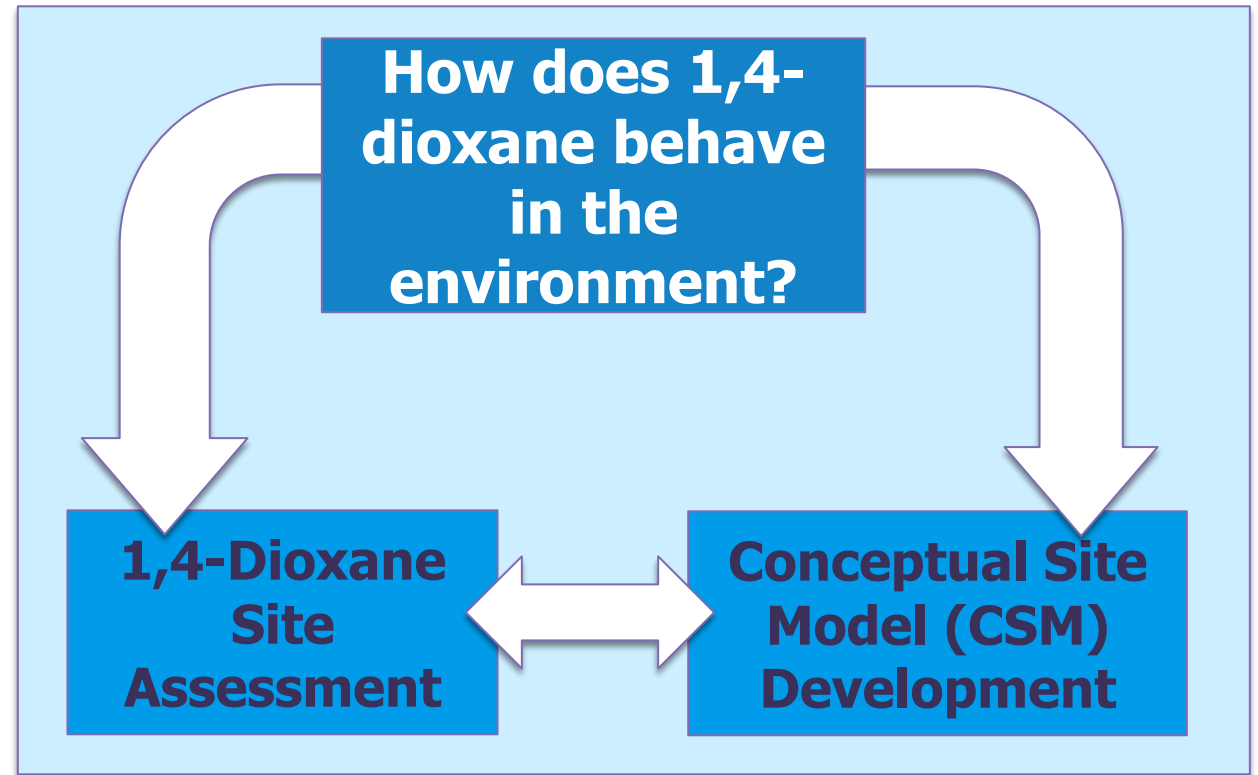


# Learning Objectives

- ▶ Understand key physical/chemical properties
- ▶ Identify fate and transport processes that are relevant for 1,4-D
- ▶ Develop a general conceptual site model for 1,4-D
- ▶ Establish an informed site assessment strategy

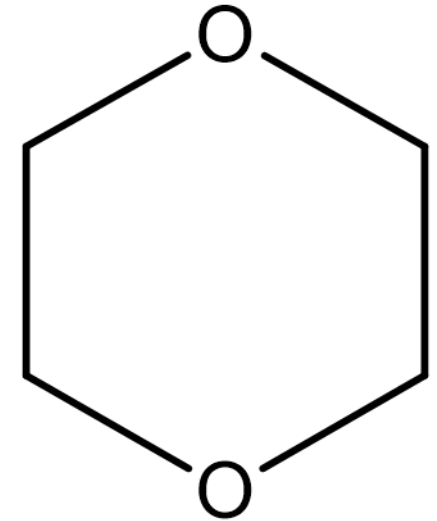
# Fate and Transport of 1,4-Dioxane – Why is this Important?

- ▶ Behavior in the environment helps us answer key questions about where to look for 1,4-dioxane, potential for risk, and how it might be treated
- ▶ Function of 1,4-dioxane's physical-chemical properties and site characteristics
- ▶ Still evolving!



# Fate and Transport of 1,4-Dioxane – Critical Characteristics

- ▶ Low organic carbon partitioning coefficient, so it does not bind strongly to soils and readily leaches to groundwater
- ▶ Miscible in water
- ▶ Common co-contaminant with chlorinated solvents
- ▶ Low Henry's constant relative to common co-contaminants
- ▶ Known degradation pathways involve oxidation



***1,4-Dioxane***

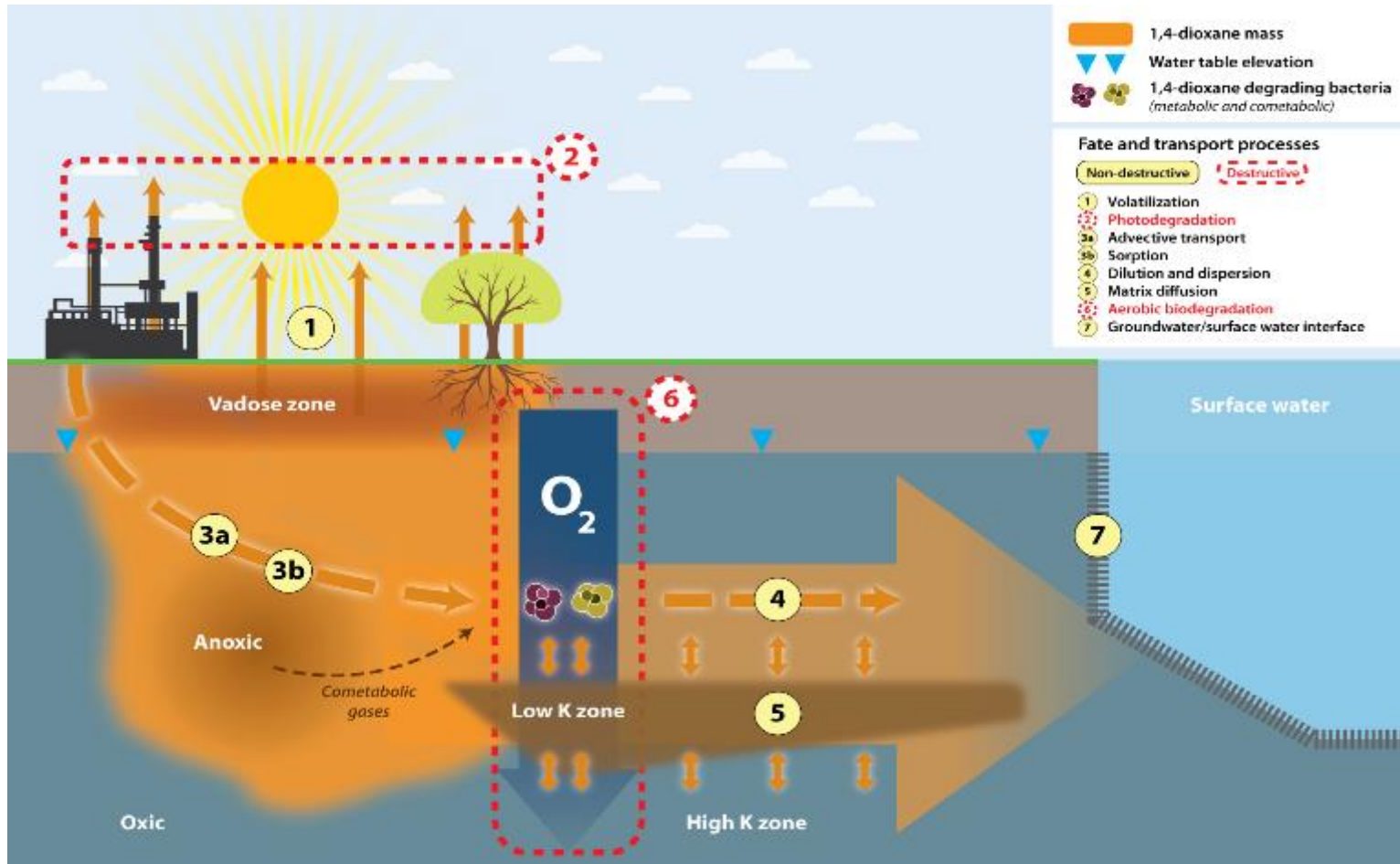
# Fate and Transport of 1,4-Dioxane – Critical Characteristics

| Property             | Units                                    | 1,4-D                  | Benzene                 | TCE                    | 1,1,1-TCA              | 1,1-DCA                 | 1,1-DCE                |
|----------------------|--|------------------------|-------------------------|------------------------|------------------------|-------------------------|------------------------|
| Water solubility     | g/L                                      | 1000                   | 1.8                     | 1.1                    | 0.91                   | 5.04                    | 5.06                   |
| Vapor pressure       | mm Hg<br>(at 25°C)                       | 23.8                   | 95.2                    | 72.6                   | 124                    | 227                     | 234                    |
| Henry's Law constant | atm-<br>m <sup>3</sup> /mol<br>(at 25°C) | 4.8 x 10 <sup>-6</sup> | 5.48 x 10 <sup>-3</sup> | 9.1 x 10 <sup>-3</sup> | 1.6 x 10 <sup>-2</sup> | 5.62 x 10 <sup>-3</sup> | 5.8 x 10 <sup>-3</sup> |
| Log K <sub>oc</sub>  | Dimension-<br>less                       | 0.54                   | 1.92                    | 1.81                   | 2.18                   | 1.55                    | 1.48                   |
| Boiling point        | °C                                       | 101                    | 80                      | 87                     | 74                     | 57.4                    | 32                     |

See [Table 3.1](#) in ITRC Guidance Document for complete table with additional parameters



# Conceptual Site Model for 1,4-Dioxane




► Let's go through these processes individually

See [Figure 3-3](#) in ITRC Guidance Document for complete figure with additional details

**DISCLAIMER:** CSM is an example and may not be applicable to all release types or settings

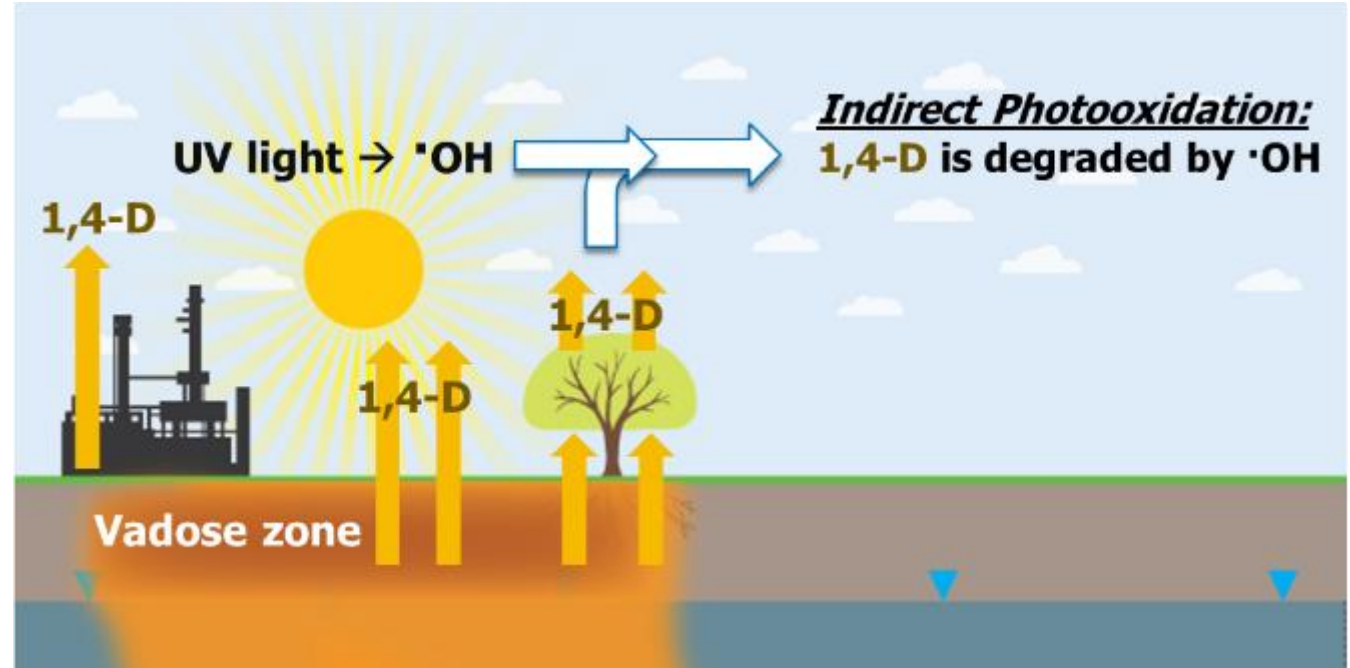
# Volatilization

- ▶ Transfer from liquid phase to gas phase is primarily a concern for releases from dry surfaces or releases of pure phase (i.e., absence of water)
- ▶ Volatilization of 1,4-dioxane once dissolved in groundwater is limited due to low Henry's Law constant (several orders of magnitude lower than values for TCE and 1,1,1-TCA)
- ▶ **Non-destructive process**



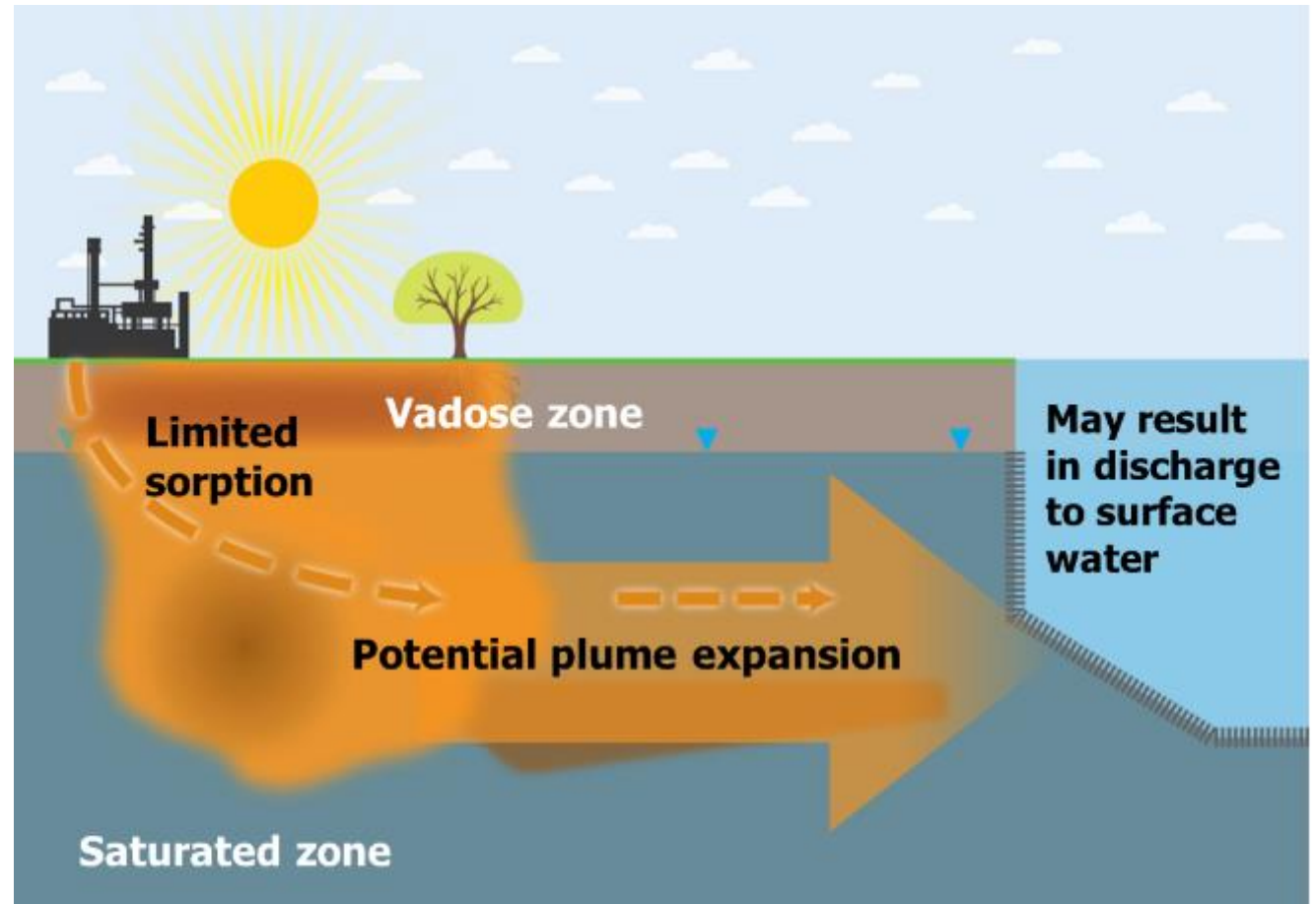
# Photodegradation

- ▶ Low organic carbon
- ▶ 1,4-dioxane is photodegradable once it is in the atmosphere – indirect photolysis via hydroxyl radicals
  - ▶ Destructive process
  - ▶ Half-life of a few hours to days
- ▶ Plant uptake has also been demonstrated
  - ▶ Leads to transfer from subsurface to atmosphere (where it is subject to photodegradation)



# Advection-Dispersion-Dilution

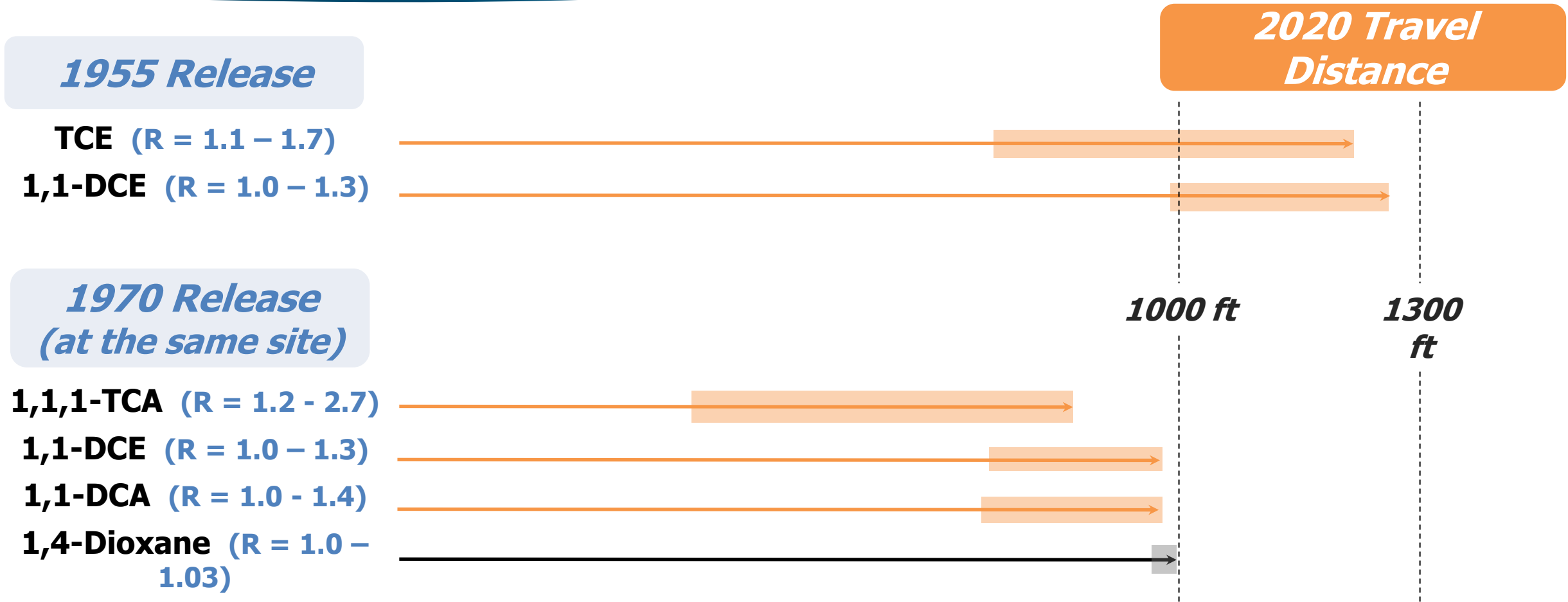
- ▶ Low organic carbon
- ▶ Advection is a major concern due to limited capacity to sorb to aquifer solids
  - ▶ Non-destructive process
- ▶ Potential for migration at similar velocity as groundwater
- ▶ High solubility (essentially miscible), though dilution and dispersion may affect concentrations during groundwater transport



# Advection Example: Hypothetical Release of Chlorinated Solvents and 1,4-Dioxane

- ▶ **Question:** How would 1,4-dioxane be expected to migrate in groundwater relative to other contaminants (e.g., chlorinated solvents) that may have been released?
  
- ▶ **Key Considerations:**
  - (1) Physical-chemical characteristics of co-occurring contaminants
  - (2) Hydrogeologic characteristics of aquifer
  - (3) Timing of release(s)

# Advection Example: Hypothetical Release of Chlorinated Solvents and 1,4-Dioxane



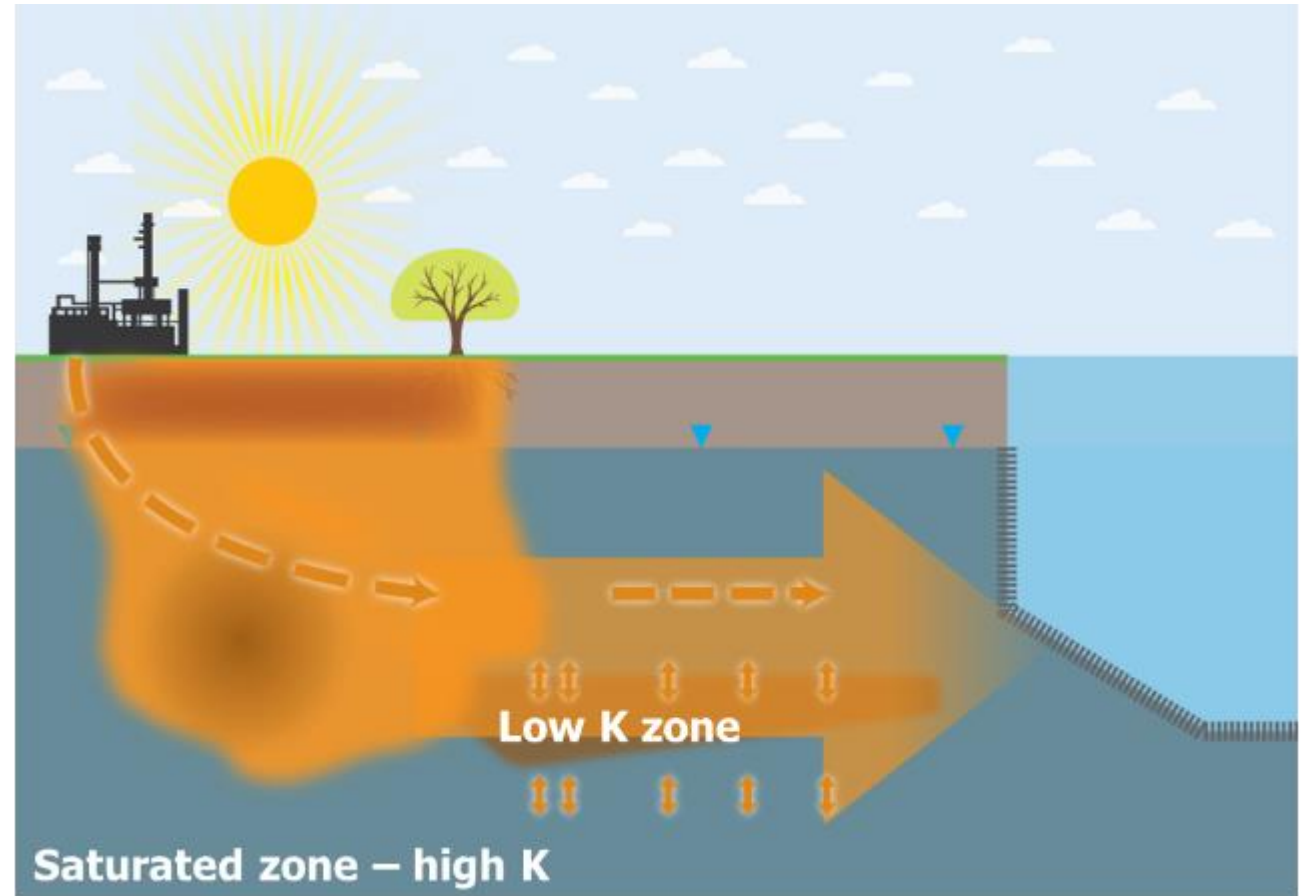
R = Retardation Factor with range based on  $f_{oc} = 0.001 - 0.0001$   
 GW seepage velocity = 20 ft/yr

**Figure 3-1. ITRC 1,4-Dioxane Team, 2020**



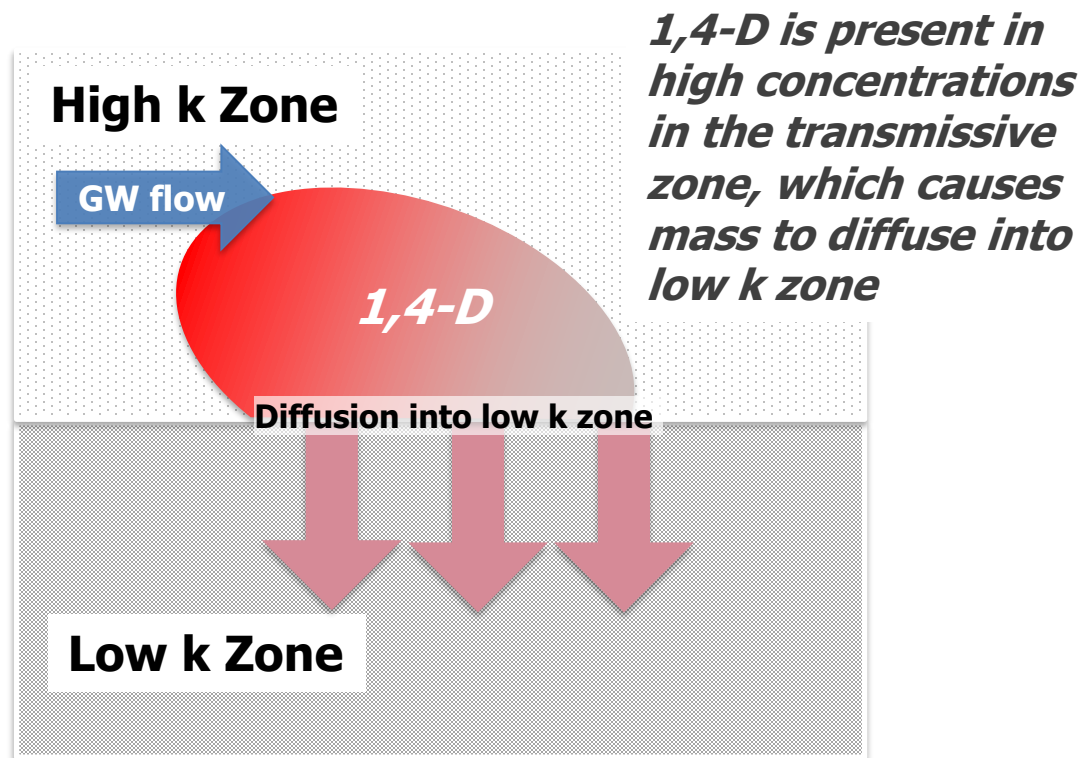
# Matrix Diffusion

- ▶ Diffusion of dissolved 1,4-dioxane mass into low-permeability (low K) zones (e.g., clays, silts, rock) within or adjacent to aquifer
  - ▶ Non-destructive process
- ▶ Storage of mass w/in low K zones could contribute to persistence
- ▶ Poses additional challenges for remediation



# Matrix Diffusion: Influences Over Time

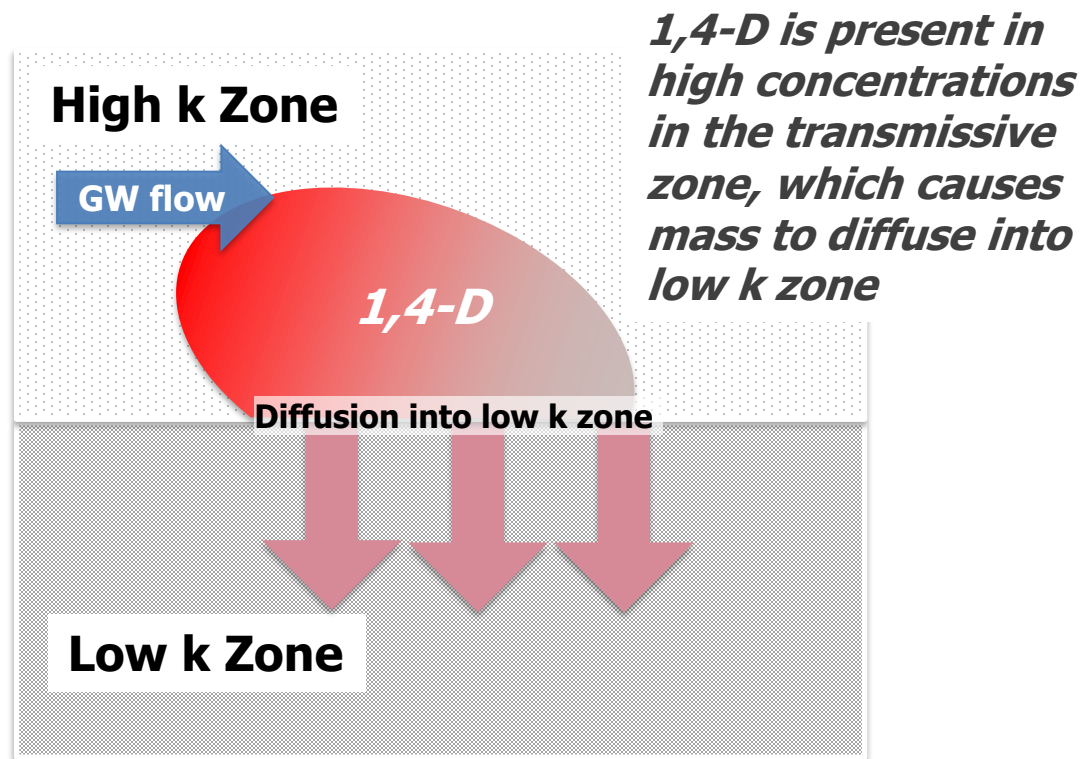
## EARLY STAGES (After Release)



*Figure 3-2. Overview of Matrix Diffusion Process for 1,4-Dioxane. ITRC 1,4-Dioxane Team, 2020.*

# Matrix Diffusion: Influences Over Time

## EARLY STAGES (After Release)



## LATER STAGES (During Site Investigation)

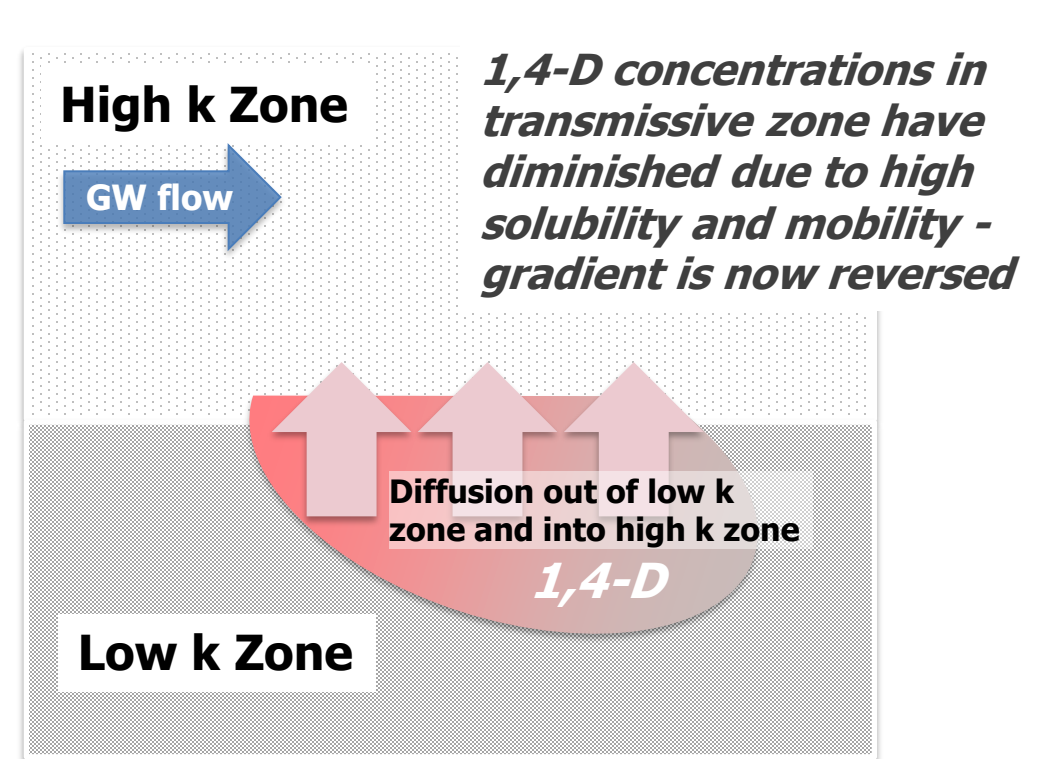
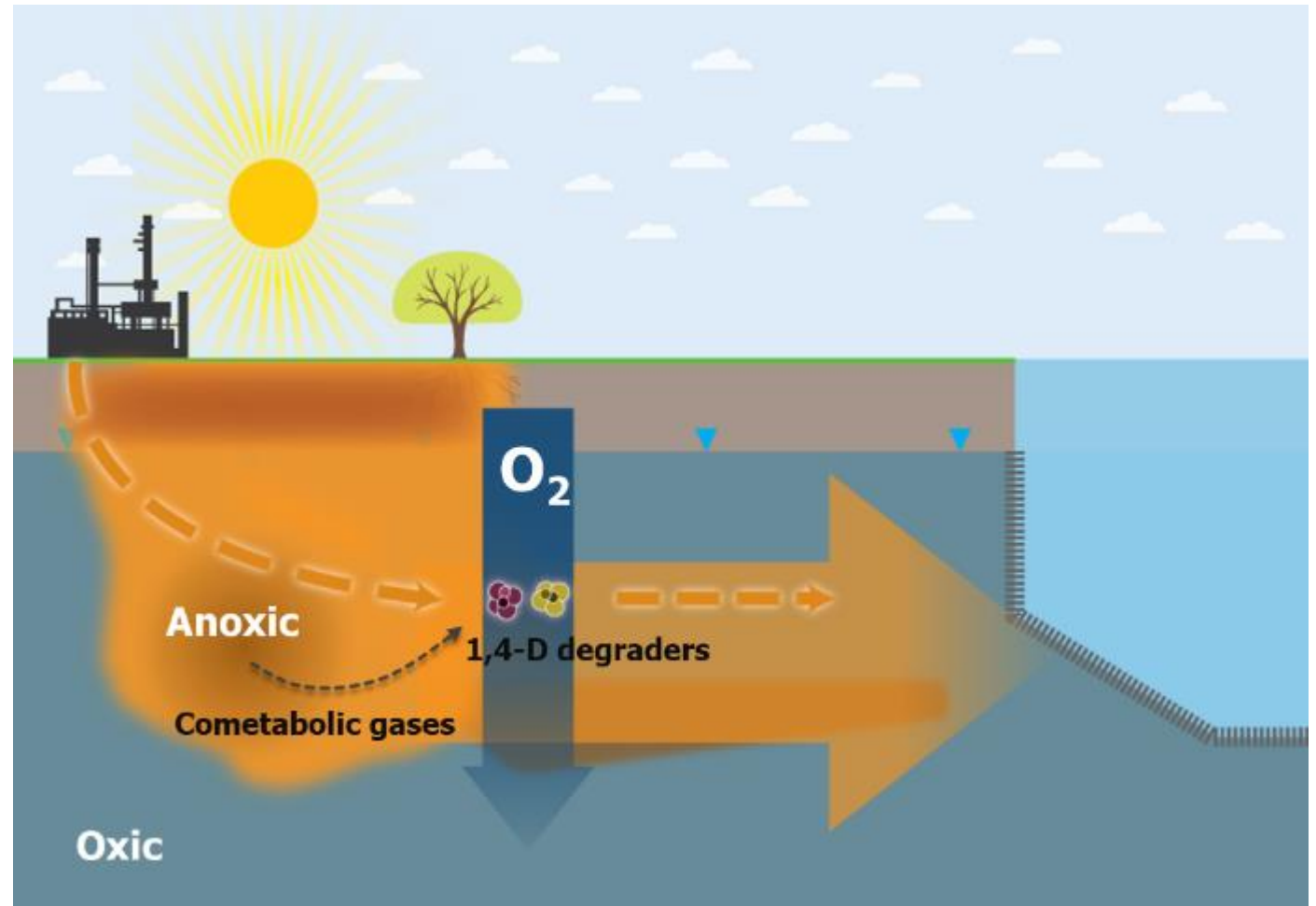


Figure 3-2. Overview of Matrix Diffusion Process for 1,4-Dioxane.  
ITRC 1,4-Dioxane Team, 2020.

# Biodegradation

- ▶ 1,4-dioxane previously not considered to be biodegradable
- ▶ Now understood that 1,4-dioxane can be biologically oxidized
  - ▶ Destructive process
- ▶ Several different microorganisms have been identified (and more are likely)
- ▶ Relies on availability of dissolved  $O_2$  in groundwater
  - ▶ Very limited evidence for anaerobic pathway for 1,4-dioxane

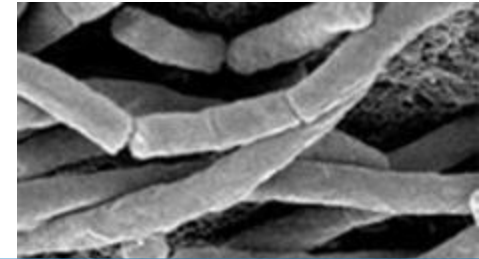


# Biodegradation

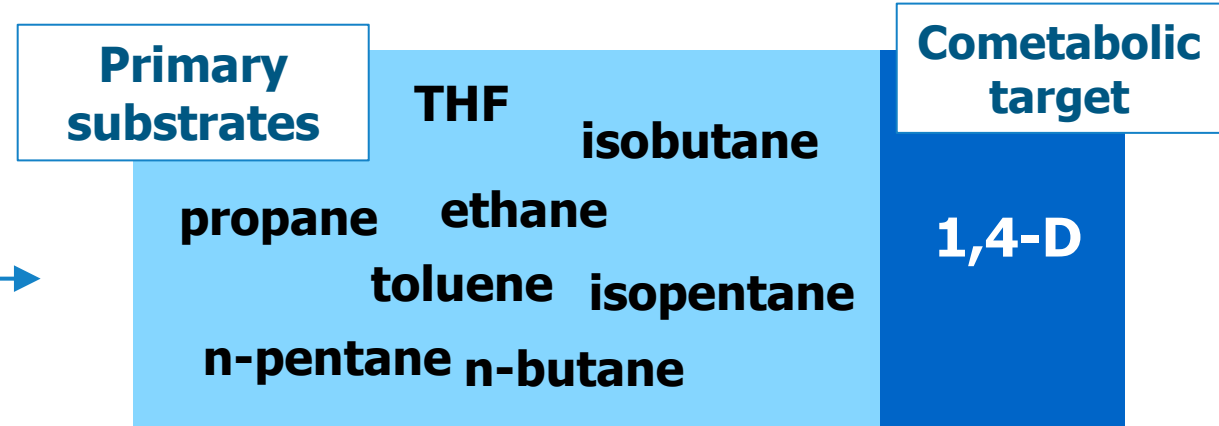
- ▶ **Metabolic** and **cometabolic** biodegradation pathways have been identified

- ▶ **Metabolic:** 1,4-dioxane used by microbes as source of carbon and energy

- ▶ **Cometabolic:** 1,4-dioxane is degraded by enzymes that lack specificity. This is side effect of degradation of primary substrates

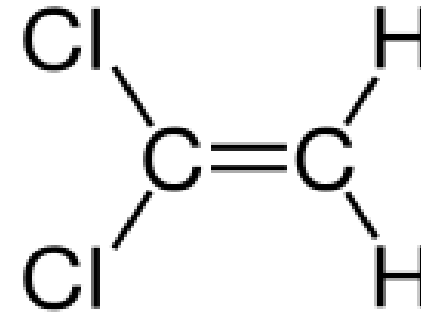


**CB1190** - most widely studied degrader of 1,4-D via metabolic pathway

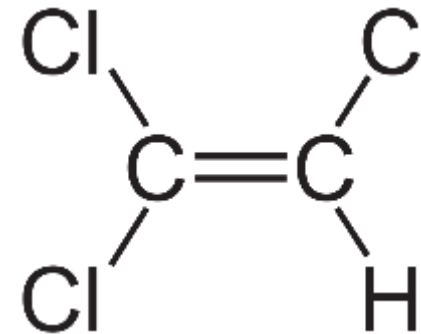


# Biodegradation

- ▶ **Inhibition** is a potential concern for both types of 1,4-dioxane biodegradation processes
  - ▶ co-occurring chlorinated solvents (e.g., 1,1-DCE, TCE)
  - ▶ some metals (e.g.,  $\text{Cu}^{+2}$ )



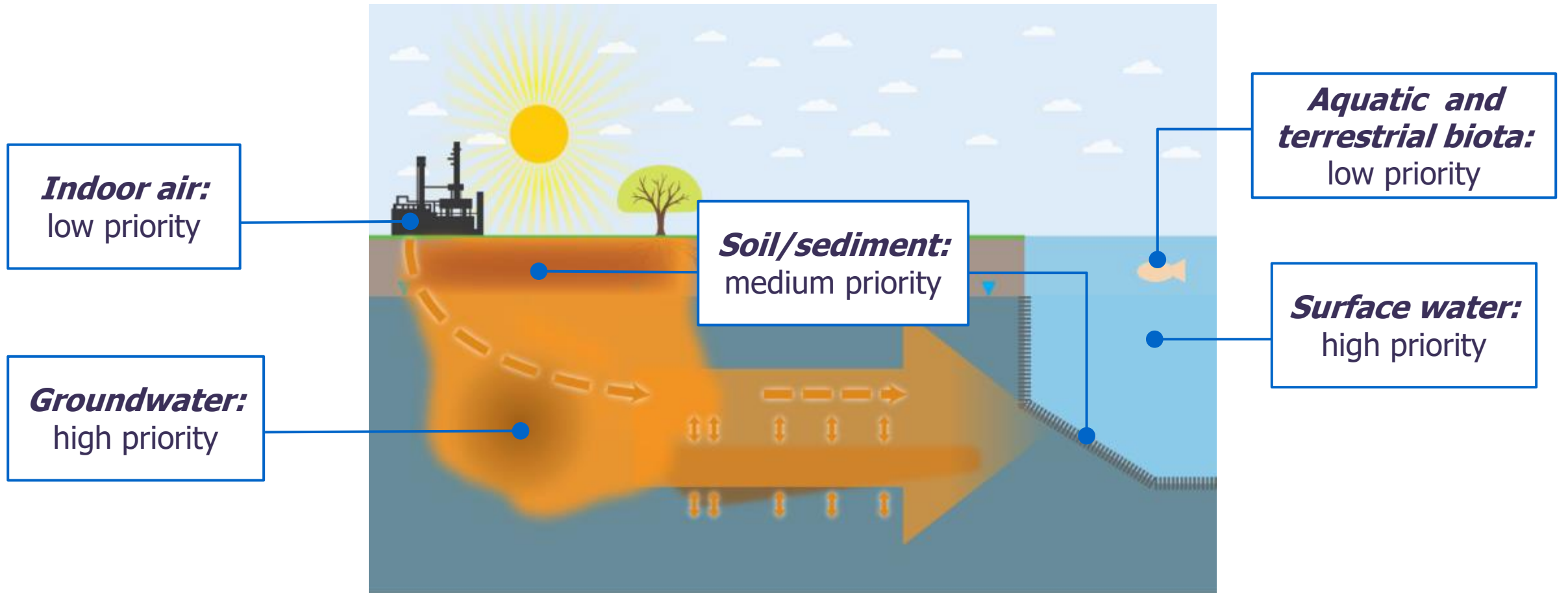
1,1-DCE



TCE



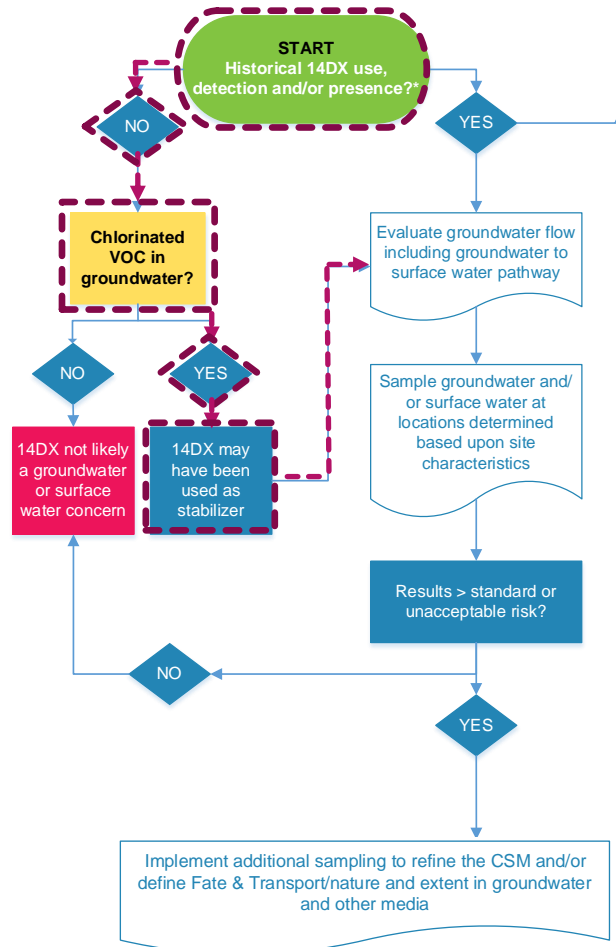
# What Media Are Likely To Be Important?



See [Table 3.4](#) in ITRC Guidance Document for tabulated summary of media considerations



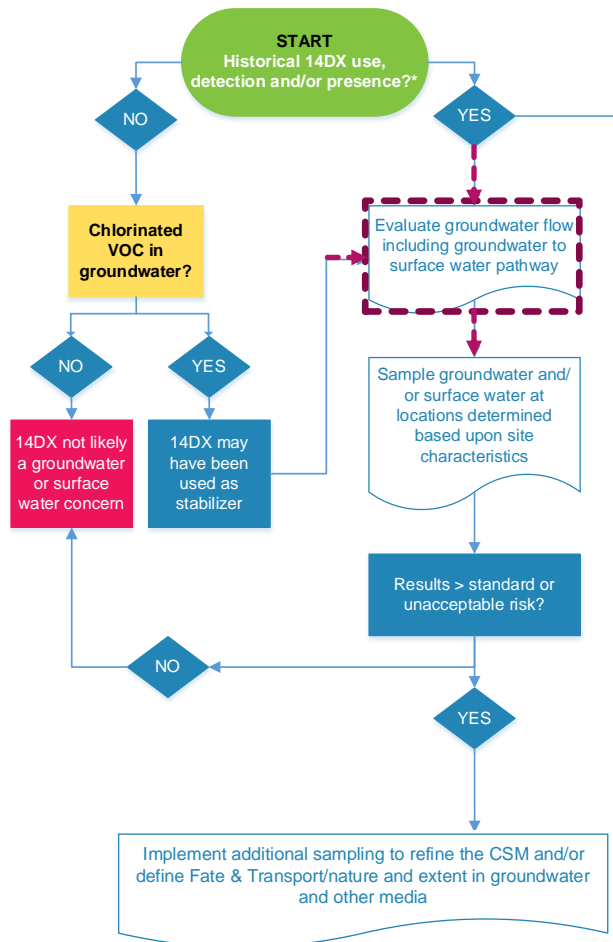
# Guidance for 1,4-Dioxane Site Assessment



## PRIORITIES:

- Sites where historical 1,4-dioxane use has been established and/or 1,4-dioxane has been detected
- Site with chlorinated solvents

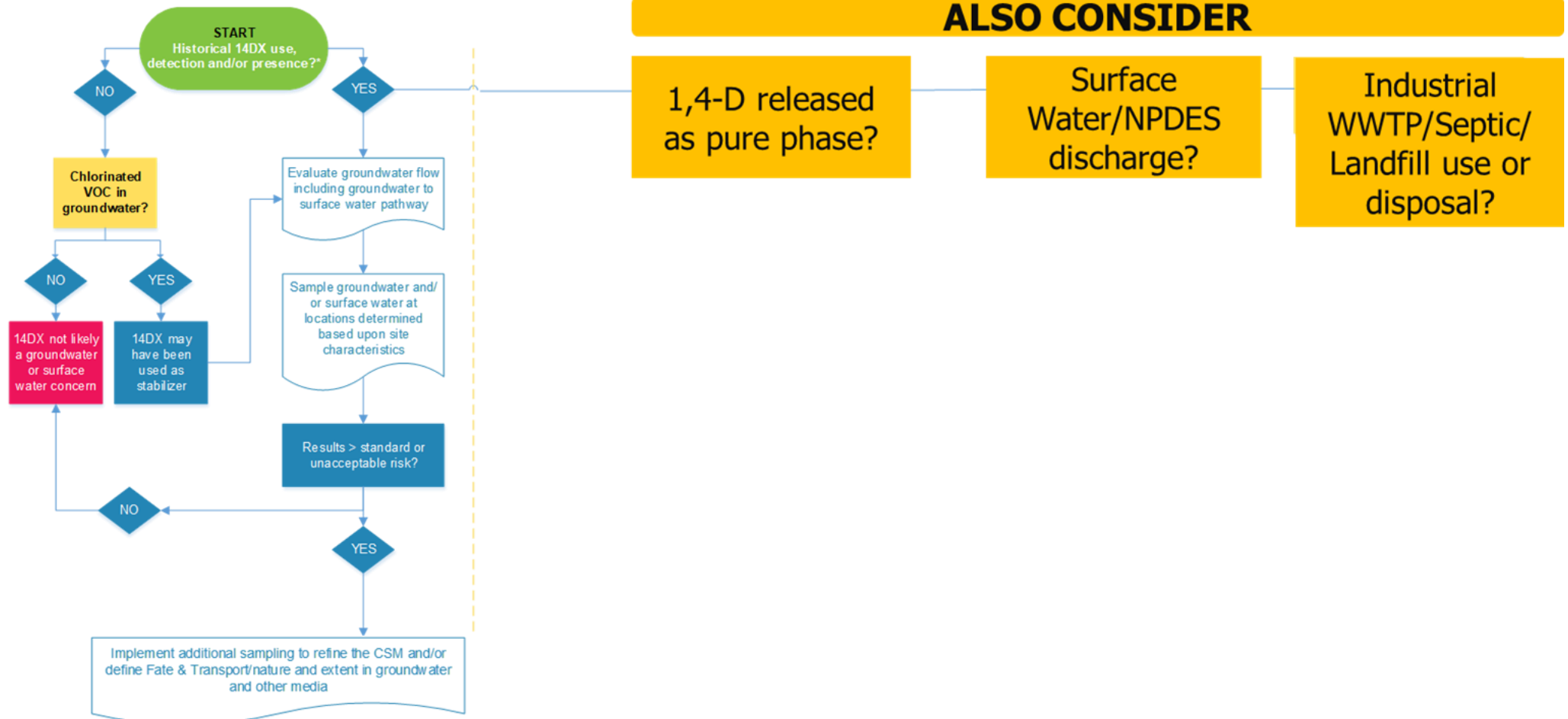
# Guidance for 1,4-Dioxane Site Assessment



## PRIORITIES:

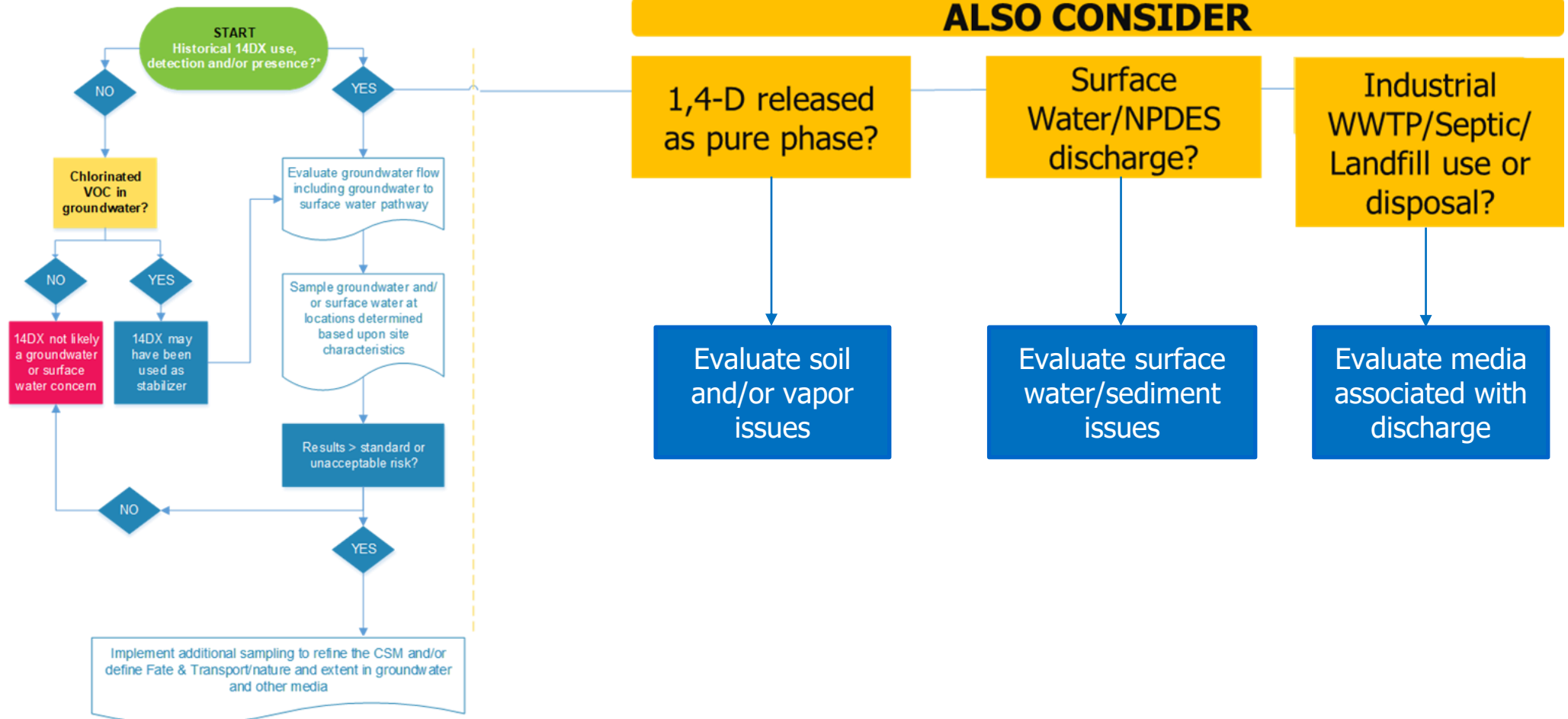
- Sites where historical 1,4-dioxane use has been established and/or 1,4-dioxane has been detected
- Site with chlorinated solvents
- Groundwater first, but evaluate possible discharge to surface water (if applicable)

# Guidance for 1,4-Dioxane Site Assessment



See [Figure 3-4](#) in ITRC Guidance Document for complete flowchart

# Guidance for 1,4-Dioxane Site Assessment




See [Figure 3-4](#) in *ITRC Guidance Document* for complete flowchart



# Take Home Messages

- ▶ Understand key physical/chemical properties
  - ▶ Low organic carbon partitioning coefficient and Henry's constant; high solubility
- ▶ Identify fate and transport processes that are relevant for 1,4-dioxane
  - ▶ Advection with limited sorption in subsurface
  - ▶ Photodegradation in atmosphere; biodegradation in water is possible but requires oxygen
- ▶ Develop a general conceptual site model for 1,4-dioxane
  - ▶ Must reflect site-specific conditions (e.g., low permeability zones in aquifer may promote matrix diffusion)
- ▶ Establish an informed site assessment strategy
  - ▶ Existing characterization data for chlorinated solvents can help guide, but recognize potential differences for 1,4-dioxane
  - ▶ Decisions about sampling other media if dictated by site-specific considerations, including potential sources, release histories, and hydrogeologic setting



# Question Break

# Module 4: Sampling & Analysis



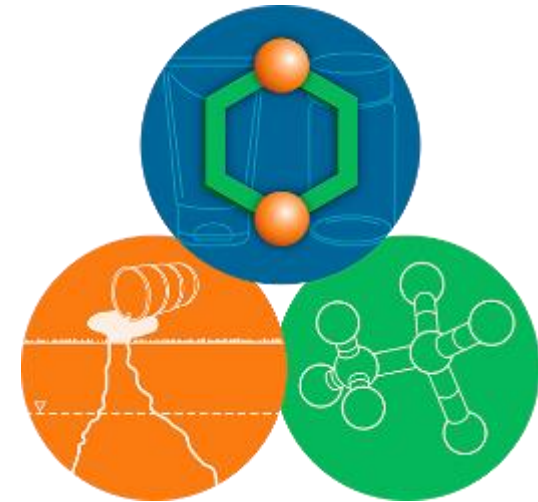
Elizabeth Denly

TRC

Lowell, Massachusetts

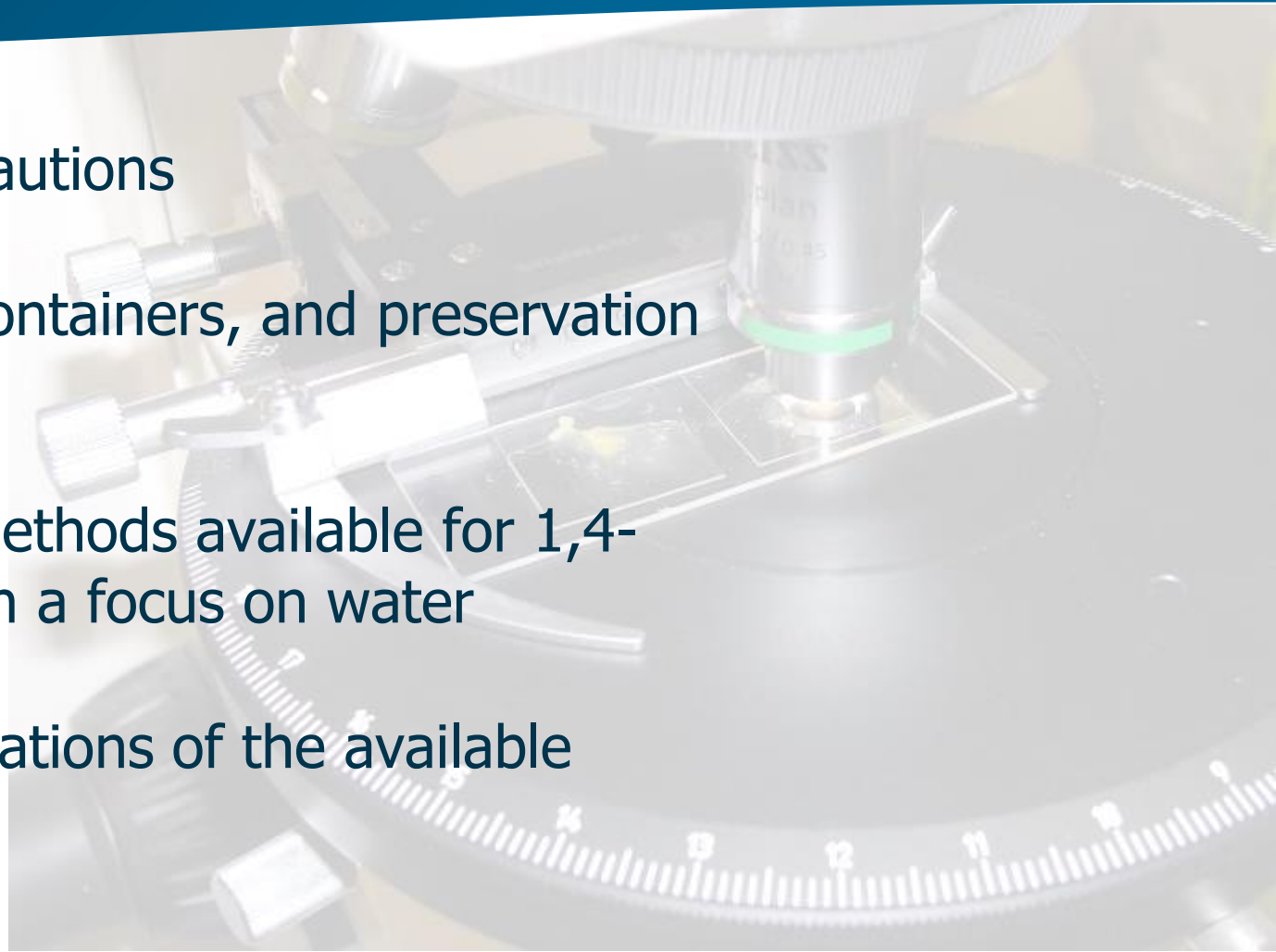
978-656-3577

Edenly@trccompanies.com



# Learning Objectives

- ▶ Highlight potential sampling precautions
- ▶ Explain different holding times, containers, and preservation techniques
- ▶ Identify the common analytical methods available for 1,4-dioxane in different matrices, with a focus on water
- ▶ Understand the benefits and limitations of the available analytical methods



# Sampling Precautions

- ▶ Groundwater Precautions
- ▶ Soil Precautions
- ▶ Decontamination



*Picture courtesy of TRC*

# Sampling Precautions - Groundwater

▶ Conventional Sampling acceptable; however, if passive diffusion sampling performed ...

- ▶ Low density polyethylene membrane in standard PDB: NOT suitable for 1,4-Dioxane
- ▶ Need to use different membrane materials or pore sizes that facilitate diffusion of 1,4-Dioxane into the sampler.



- ▶ Rigid Porous Polyethylene (RPP) sampler
- ▶ Dual Membrane PDB (DMPDB) sampler
- ▶ Snap Sampler®
- ▶ HydraSleeve™

▶ Low yield wells



Left: RPP Sampler; Right: Snap Sampler  
ITRC Technology Overview of Passive Sampler Technologies,  
March 2006



# Sampling Precautions - Soil

- ▶ Conventional sampling acceptable; however, if samples have very low moisture content
  - ▶ Very dry (desert) climate
  - ▶ Local dry microclimate (e.g., under building)



The Terra Core® Sampler

Source: [www.ennovativetech.com](http://www.ennovativetech.com)

***Expect more volatilization: use VOC soil collection method***

VOC: Volatile organic compound



# Sampling Precautions – Equipment Decontamination

- ▶ 1,4-Dioxane common impurity in detergents
- ▶ Need to prevent detergents from remaining on equipment
- ▶ Use of disposable equipment or passive samplers eliminates need for decontamination



Industry » Detergents »

Categorized | Alconox, Environmental, Laboratory, Liquinox

## Does Alconox or Liquinox contain 1,4-Dioxane?

Posted on 07 March 2014. Tags: [1-4 Dioxane](#)

Q. Does Alconox or Liquinox contain 1,4-Dioxane?

A. Nonionic Liquinox likely contains extremely trace levels 1,4-Dioxane, but anionic Alconox is very unlikely to contain 1-4 dioxane. Sometimes people inadvertently refer to Liquinox as Alconox because it is made by Alconox, inc.

Liquinox is a nonionic detergent and does contain extreme trace levels of 1,4-Dioxane. In general most detergents with nonionic surfactant ingredients will have trace 1,4 Dioxane as a trace impurity from the ethylene oxide condensed polymers that are part of most nonionic surfactants.

The trace contaminant 1,4-Dioxane is found in nonionic detergents. Most nonionic surfactants are derived from alkyl groups with condensed polymers of ethylene oxide attached. The ethylene oxide polymerization process during the manufacture of the nonionic surfactant results in traces of 1,4-Dioxane being formed.

The trace contaminant 1-4 dioxane is volatile. The concentration will diminish with time. In Liquinox the concentration would be well below tens or hundreds of ug/L. The residue potential in a detergent used at a 1% dilution that is thoroughly rinsed would be well below single digit nanograms/L in sampling equipment; very thorough rinsing can reduce that to tenths or hundredths of nanograms/L. Labs should do equipment blanks to assure that thorough rinsing has been done whenever any nonionic detergent such as Liquinox is used.

To ask another Technical Cleaning question from our experts please visit [Ask Alconox](#) at [www.alconox.com](#). You can also find Liquinox and Alconox detergent [technical bulletins](#) and [MSDSs](#).



# Holding Times, Containers, & Preservation

Dependent on analytical method and matrix

| Matrix  | Method         | Container                               | Preservation   | Holding Time  |
|---------|----------------|---|--|---|
| Aqueous | SW-846<br>8260 | 3 40-mL VOA vials                       | HCl to pH <2; Cool 0-6°C                                     | 14 days to analysis   |
|         | SW-846<br>8270 | 2 1-L amber glass                       | Cool 0-6°C   | 7 days to extraction; 40 days from extraction to analysis   |
| Solid   | SW-846<br>8260 | 3 40-mL VOA vials or 3 EnCore™ samplers | Vials: low-level (water) and high-level (MeOH)<br>Cool 0-6°C | <b>Low-level:</b> 48 hours to freezer; 14 days to analysis<br><b>High-level:</b> 14 days to analysis<br>EnCore™ samplers: 48 hours to preservation; 14 days to analysis |
|         | SW-846<br>8270 | 1 4-oz glass jar                        | Cool 0-6°C   | 14 days to extraction; 40 days from extraction to analysis  |
| Air     | EPA TO-15      | 1 canister                              | None   | 30 days to analysis   |
|         | EPA TO-17      | 2 sorbent tubes                         | Cool <4°C  | 30 days to analysis   |

HCl: Hydrochloric acid  
MeOH: Methanol  
VOA: Volatile organic analyte

# VOC or SVOC: Why Does it Matter?

- ▶ VOC or SVOC Methods
- ▶ Modifications needed to typical VOC or SVOC methods
- ▶ Dependent upon required sensitivity
- ▶ Dependent upon other contaminants of concern in sample
- ▶ Regulatory agency requirements/certification

# Analytical Methods

| Method               | Technique                              | RLs                       | Comments   |
|----------------------|--|---------------------------|--|
| 8260 (VOC): Aqueous  | Ambient P&T with full scan GC/MS       | 200-500 µg/L              | 1,4-dioxane-d8 IS  |
|                      | <b>Heated P&amp;T with SIM GC/MS</b>   | <b>2-5 µg/L</b>           | <b>1,4-dioxane-d8 IS<br/>Prone to interferences</b>            |
| 8270 (SVOC): Aqueous | Full scan GC/MS                        | 5-10 µg/L                 | Poor extraction efficiency                                     |
|                      | <b>Isotope dilution with SIM GC/MS</b> | <b>0.15-0.4 µg/L</b>      | <b>1,4-dioxane-d8 IS<br/>Improved precision &amp; accuracy</b> |
| 8260 (VOC): Solid    | Ambient P&T with full scan GC/MS       | 0.2-0.5 mg/kg             | 1,4-dioxane-d8 IS  |
|                      | Heated P&T with SIM GC/MS              | 0.002-0.005 mg/kg         | 1,4-dioxane-d8 IS<br>Not routinely needed                      |
| 8270 (SVOC): Solid   | Full scan GC/MS                        | 0.05-0.2 mg/kg            | Poor extraction efficiency                                     |
|                      | Isotope dilution with SIM GC/MS        | 0.00067 mg/kg             | 1,4-dioxane-d8 IS<br>Improved precision & accuracy             |
| 522: Drinking Water  | SIM GC/MS                              | 0.05-0.1 µg/L             | Solid phase extraction   |
| TO-15 (Air)          | Full scan GC/MS                        | 0.7-1.0 µg/m <sup>3</sup> |  |
| TO-17 (Air)          | Full scan GC/MS                        | 1.1-11 ng/tube            |  |

GC/MS = Gas chromatography/mass spectrometry  
IS = Internal standard

P&T = Purge & trap  
SIM = Selective ion monitoring

# What to Know About Methods

- ▶ Use of 1,4-dioxane-d8 as internal standard: why critical?
- ▶ Why is 8260 analysis more prone to interferences?
- ▶ Why does isotope dilution improve precision & accuracy of results?

**Sample spiked with KNOWN amount of isotope (1,4-dioxane-d8)**

**1,4-dioxane result corrected by proportional amount based on isotope**

## **BENEFITS:**

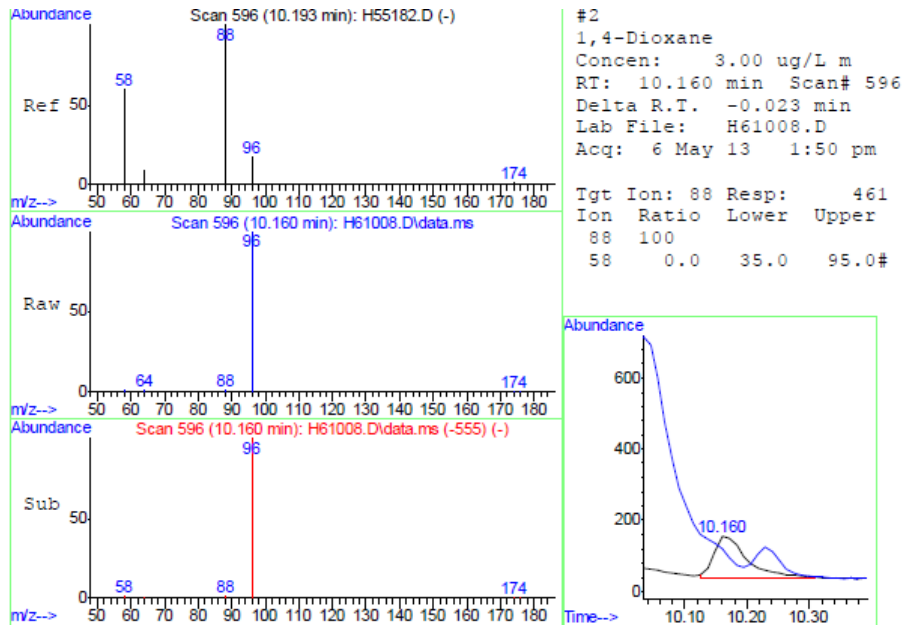
- Corrects for analytical error associated with matrix
- Corrects for matrix interferences

$$\text{Concentration 1,4D} = \frac{\text{1,4D Area} * \text{True Concentration 1,4-dioxane-d8}}{\text{Area 1,4-dioxane-d8} * \text{Response Factor}}$$



# 1,4-Dioxane 8260/SIM: Surrogate Recovery

| Compound                           | R.T.   | QIon  | Response | Conc     | Units        | Dev(Min) |
|------------------------------------|--------|-------|----------|----------|--------------|----------|
| <b>Internal Standards</b>          |        |       |          |          |              |          |
| 1) 4-bromofluorobenzene            | 14.121 | 174   | 1760     | 1.00     | ug/L         | -0.01    |
| <b>System Monitoring Compounds</b> |        |       |          |          |              |          |
| 3) 1,4-DIOXANE-D8                  | 10.033 | 96    | 959711   | 8777.13  | ug/L         | -0.10    |
| Spiked Amount                      | 10.000 | Range | 60       | Recovery | = 87771.30%# |          |
| <b>Target Compounds</b>            |        |       |          |          |              |          |
| 2) 1,4-Dioxane                     | 10.160 | 88    | 461m     | 3.00     | ug/L         | Qvalue   |



|                        | Concentration in sample | Primary Qions |
|------------------------|-------------------------|---------------|
| Cis-1,2-Dichloroethene | 665 µg/L                | 61, 96        |
| Trichloroethene        | 8,290 µg/L              | 95, 96        |
| 1,4-Dioxane-d8         | 10 µg/L                 | 96            |

**8260/SIM not as reliable when elevated levels of chlorinated VOCs present.**

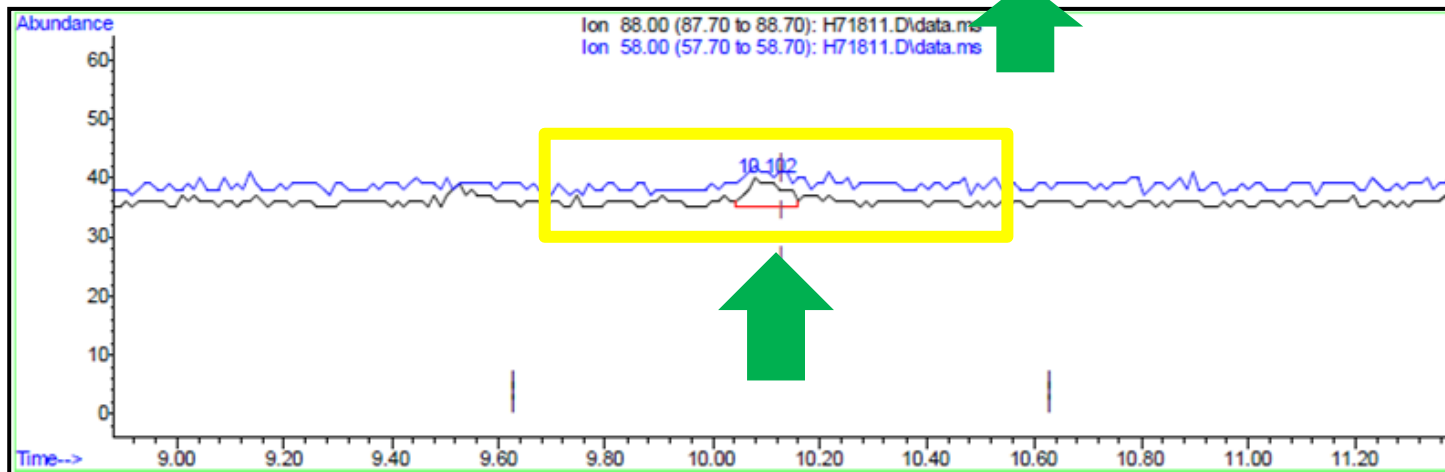
SIM = Selective ion monitoring  
VOC = Volatile organic compound

# 1,4-Dioxane 8260/SIM: 0.2 ug/L standard

| Compound                    | R.T.   | QIon  | Response | Conc     | Units | Dev(Min) |
|-----------------------------|--------|-------|----------|----------|-------|----------|
| Internal Standards          |        |       |          |          |       |          |
| 1) 4-bromofluorobenzene     | 14.085 | 174   | 1202     | 1.00     | ug/L  | 0.00     |
| System Monitoring Compounds |        |       |          |          |       |          |
| 3) 1,4-DIOXANE-D8           | 10.090 | 96    | 475      | 8.45     | ug/L  | 0.03     |
| Spiked Amount               | 10.000 | Range | 60 - 140 | Recovery | =     | 84.50%   |
| Target Compounds            |        |       |          |          |       |          |
| 2) 1,4-Dioxane              | 10.102 | 88    | 22m      | 0.31     | ug/L  | Qvalue   |

**Primary quantitation ion:**  
m/z 88

**Secondary ion:**  
m/z 58 (~60% of m/z 88)



**8260/SIM not as reliable at RLs below 5 µg/L due to extremely poor response (area counts) at lower concentrations**

*m/z = Mass to charge ratio*  
*RL = Reporting limit*  
*SIM = Selective ion monitoring*



| Method                   | Average Costs |
|--------------------------|---------------|
| SW-846 8260C (full scan) | \$100         |
| SW-846 8260C (SIM)       | \$50-100      |
| SW-846 8270D (full scan) | \$100-200     |
| SW-846 8270D (SIM)       | \$100-200     |
| EPA 522                  | \$150         |

*SIM = Selective ion monitoring*

Depends on other contaminants present at your site and project objectives

If elevated concentrations of VOCs ( $> 200 \mu\text{g/L}$ ), use one of the 8270 methods because 8260 won't work well

- If VOCs  $>200 \mu\text{g/L}$ , lab will need to perform dilution on 8260 SIM analysis to prevent contamination/saturation of trap during analysis
- If CVOCs  $>200 \mu\text{g/L}$ , same issue plus significant interference with 1,4-dioxane surrogate (1,4-dioxane-d8) with cis-1,2-dichloroethene (same quantitation ion)

## Which Analytical Method Should I Use?

Depends on how low your reporting limits need to be

- 8270 with SIM more sensitive than 8260 with SIM

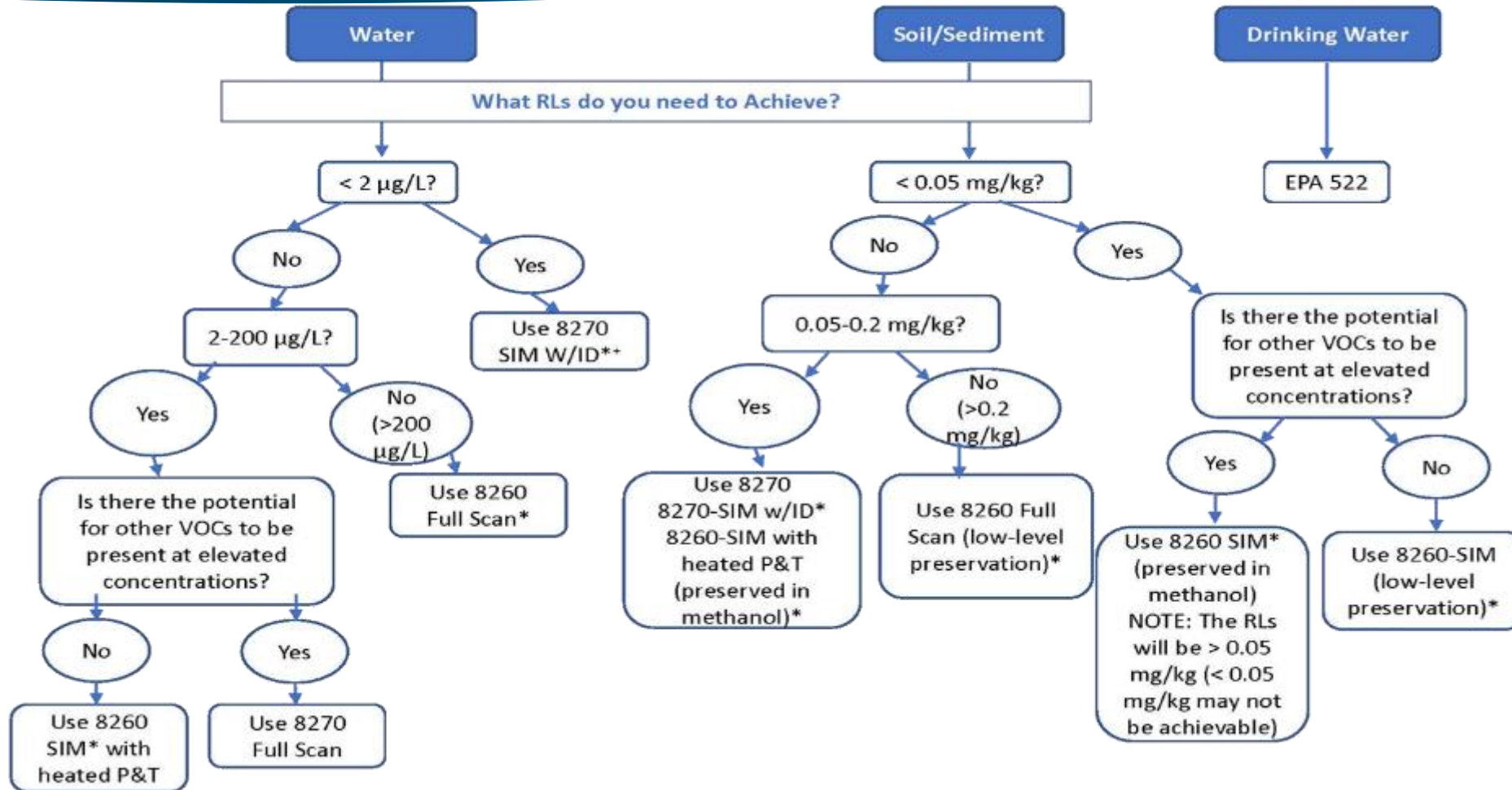
Safe to use 8270 with SIM and isotope dilution

- Does require larger sampling volume

Check with the regulatory agency

- NYSDEC preferred method: 8270 with SIM

# Figure 4-2 in Tech Reg: Flow Chart for Selecting Method for 1,4-Dioxane

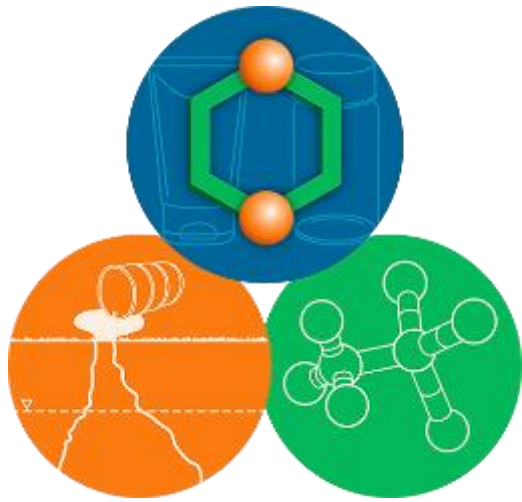


# Knowledge Check

You are sampling groundwater for 1,4-dioxane and need to meet the regulatory screening criteria of 0.3 ug/L. Prior rounds of sampling detected elevated concentrations of some chlorinated VOCs (e.g., cis-1,2-dichloroethene). Which analytical method will you likely need to use, in the absence of any regulatory requirement?

- A. SW-846 8260 (VOC) with SIM
- B. SW-846 8260 (VOC) without SIM
- C. SW-846 8270 (SVOC) with SIM/isotope dilution

# Module 5: Toxicity and Risk Assessment



**Janet K. Anderson, PhD, DABT**  
GSI Environmental Inc.  
Austin, TX  
513-226-6528  
jkanderson@gsienv.com

# Learning Objectives

- ▶ Understand the risk drivers for human health and how ecological risk compares
- ▶ Become aware of the evolving science on how 1,4-dioxane causes cancer and how that impacts risk assessment decisions
- ▶ Risk Communication toolkit application to 1,4-dioxane



# 1,4-Dioxane - Toxicity and Risk Assessment

## Human Health

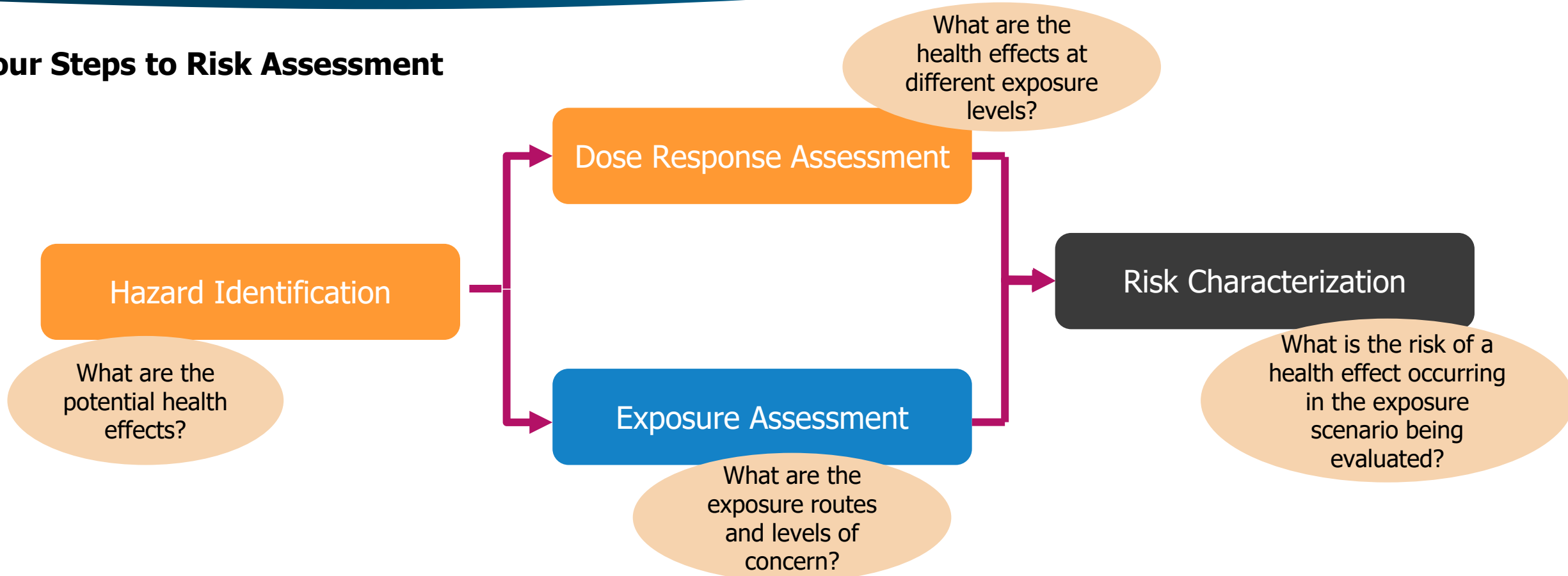


Image purchased from Shutterstock





## Four Steps to Risk Assessment



Adapted from the National Research Council's Risk Assessment in the Federal Government: Managing the Process, 1983

# Human Health – Hazard ID and Dose Response





What are the potential health effects?

Hazard Identification



- ▶ **Non cancer effects**
  - ▶ Oral: Liver and kidney
  - ▶ Inhalation: Eye and respiratory
- ▶ **Cancer**
  - ▶ **“possibly carcinogenic” (IARC)**
  - ▶ **“likely to be carcinogenic” (EPA)**

Graphic art purchased from Shutterstock

# Cancer Risk/Toxicity Values Depend on MOA



- ▶ Rodent tumors
  - ▶ Liver, kidney, nasal, peritoneum, mammary gland...
- ▶ Generally, will be risk driver for human health
- ▶ **HOWEVER**, experts have different interpretations on cancer risk
  - ▶ Cancer Mode of Action (MOA)
    - ▶ USEPA
    - ▶ Health Canada (and others)

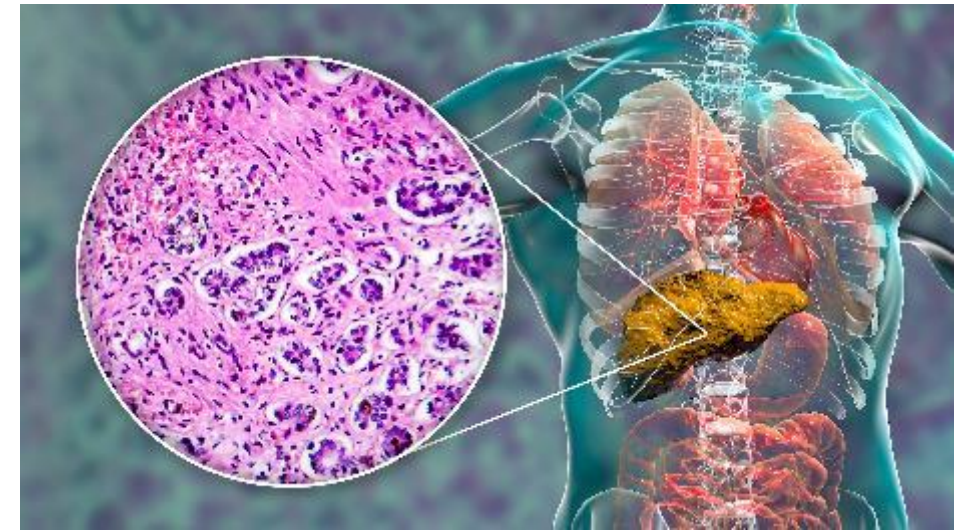


Image purchased from Shutterstock

# USEPA = MOA is Unknown



## ▶ 2 USEPA Assessments

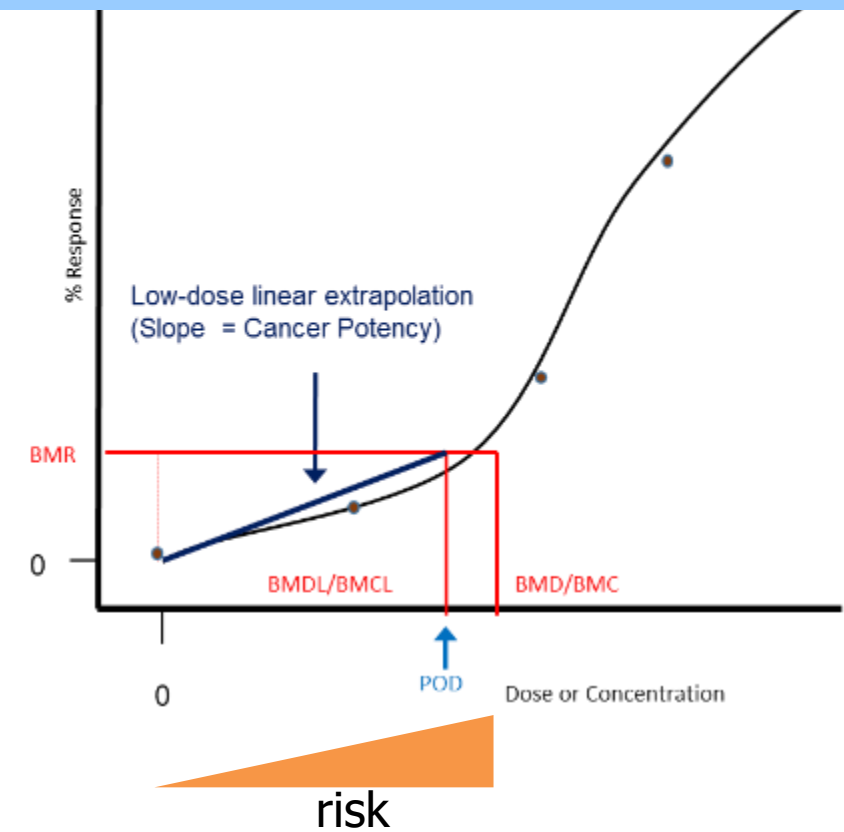
- ▶ 2013 Integrated Risk Information System (IRIS)
- ▶ 2020 Toxic Substances Control Act (TSCA)

## ▶ Mode of Action conclusions

“The available evidence is inadequate to establish a mode of action (MOA) by which 1,4-dioxane induces liver tumors in rats and mice.” (USEPA 2013)

Default dose response model = any increase in exposure, increases risk

= DW threshold of **0.35 – 35  $\mu\text{g}/\text{L}$**  for  $10^{-6}$  to  $10^{-4}$  cancer risk



# Health Canada = MOA is Non-Genotoxic and Threshold



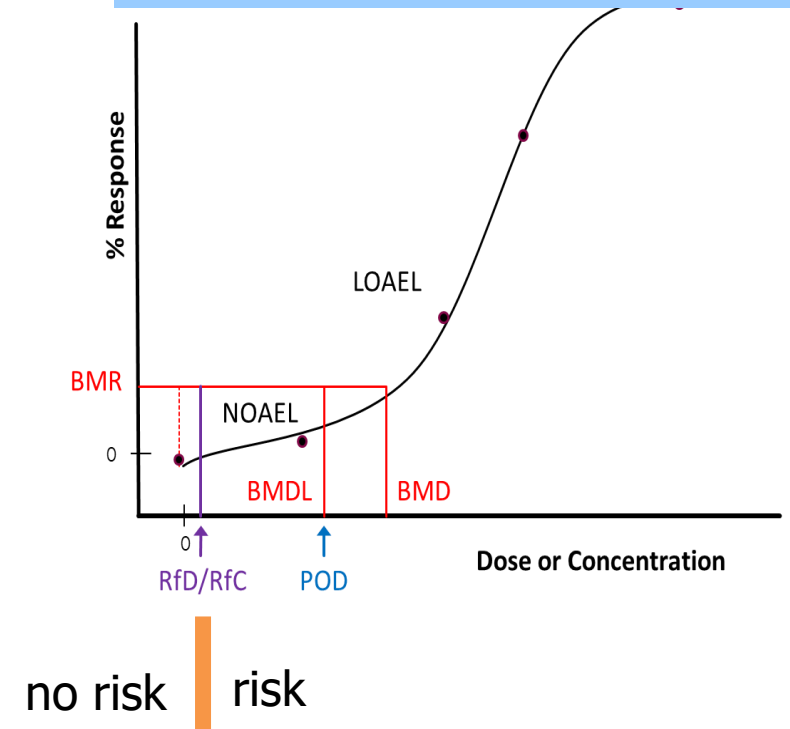
## Health Canada 2018 Mode of Action conclusions

“Using a MOA analysis, the weight of evidence supports a non-genotoxic MOA, with 1,4-dioxane inducing liver tumours through a regenerative proliferation-induced MOA.”

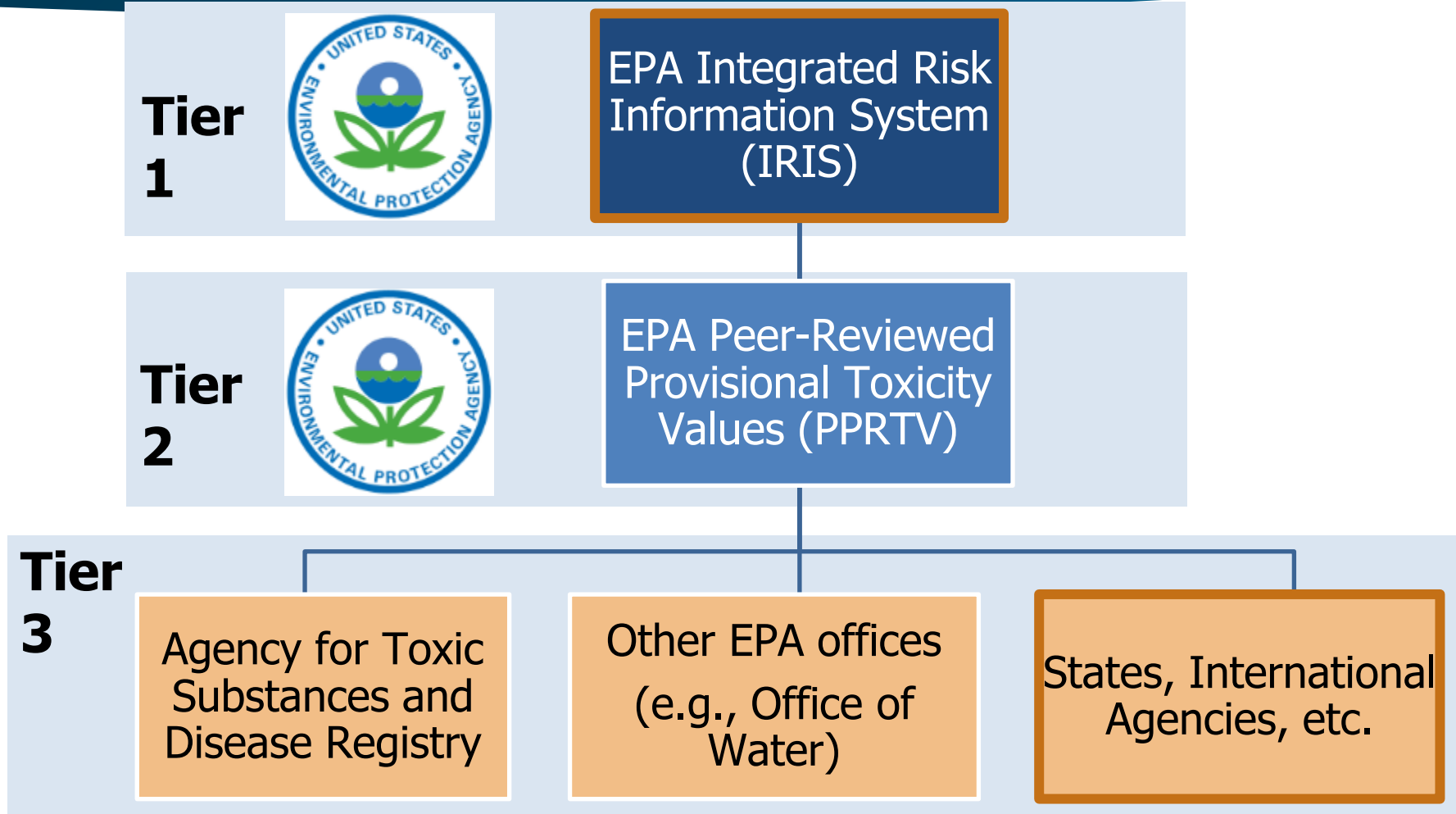
- ▶ and is reasonable for other human-relevant tumor types
- ▶ also adopted by WHO and other international agencies
- ▶ and supported by recent publications

Threshold MOA = there is only risk above a certain threshold level of exposure

= DW threshold of 50 µg/L  
no concern if exposure is below threshold



# Use of Best Professional Judgement Hierarchy of Toxicity Values



- CONSIDERATIONS**
- State-of-science methods, consistent with EPA
  - Transparent
  - Best available information**
  - Peer-reviewed



# Human Health – Cancer Risk/Toxicity Values Summary



- ▶ Choice of cancer toxicity value has a significant impact of drinking water/ groundwater screening level
  - ▶ ~ 0.33 to 50  $\mu\text{g}/\text{L}$  (part per billion)
- ▶ Risk assessors should pay attention to the latest science and regulatory determinations
  - ▶ On-going research from academia, industry, etc. – watch for new science!
- ▶ Professional judgement on best toxicity value for human health risk assessment

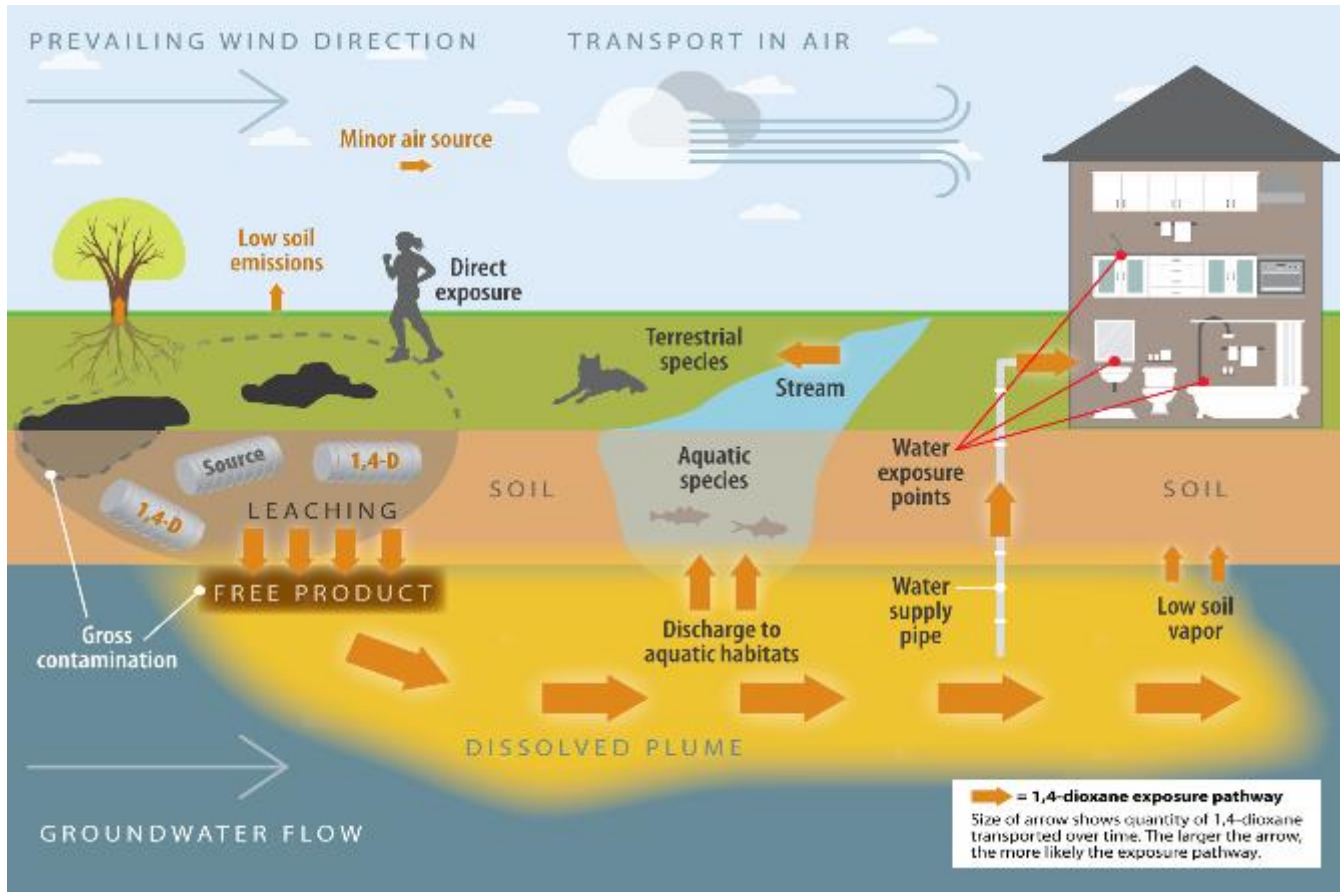


## Exposure Assessment

What are the exposure routes and levels of concern?

- ▶ Why estimate exposure?
  - ▶ Estimate the intake (dose) of the chemical for each exposure route
- ▶ Involves characterizing the:
  - ▶ Exposure setting,
  - ▶ Relevant exposure pathways, and
  - ▶ Magnitude, frequency, and duration of potential exposure
- ▶ Will be site specific

# Human Health – Exposure Routes



- ▶ Drinking water ingestion primary concern
- ▶ Not likely to remain in surface soil
- ▶ Low dermal absorption
- ▶ Unlikely to volatilize out of water

Consider Site Assessment guidance from Fate and Transport Section

ITRC Guidance Document Figure 5.1

# Risk Characterization and Sources of Uncertainty-Variability



- ▶ Describe the areas of uncertainty and variability within:
  - ▶ Toxicity evaluation
  - ▶ Derivation of toxicity value(s)
  - ▶ Exposure assumptions
- ▶ Important uncertainty = the cancer mode of action and quantitative impact it has on the risk assessment

# Ecological



Graphic art purchased from Shutterstock

# Ecological – Hazard Identification



## Hazard Identification

What are the potential health effects?

- ▶ Generally, not very toxic to ecological receptors
- ▶ Fish are the most sensitive aquatic receptors
- ▶ In mammals, effects likely only at high levels (in the 100s to 1000s mg/L)
- ▶ Generally, not toxic to plants; can be taken up from roots, but then volatilizes from foliage




Image purchased from Shutterstock

# 1,4-Dioxane Does Not Bioconcentrate



- ▶ 1,4-Dioxane does not bioaccumulate or bioconcentrate
- ▶ Trophic-level secondary poisoning is not expected





# Ecological Screening Levels



| Medium                        | Concentration          | Type/Media  | Reference |
|-------------------------------|------------------------|-------------|-----------|
| Surface Water<br>(freshwater) | <b>15 mg/L</b>         | Chronic COC | EPA 2018  |
|                               | <b>57.5 mg/L</b>       | PNEC-water  | ECB 2002  |
|                               | <b>10 mg/L</b>         | PNEC-water  | ECHA 2014 |
|                               | <b>201 mg/L</b>        | ChV-algae   | EPA 2019  |
| Sediment                      | <b>43.3 mg/kg (ww)</b> | PNEC-sed    | ECB 2002  |
|                               | <b>37 mg/kg (dw)</b>   | PNEC-sed    | ECHA 2014 |
| Soil                          | <b>14 mg/kg</b>        | PNEC-soil   | ECB 2002  |

See [Table 5.6 Ecological Screening Levels ITRC Guidance Document](#) for more information

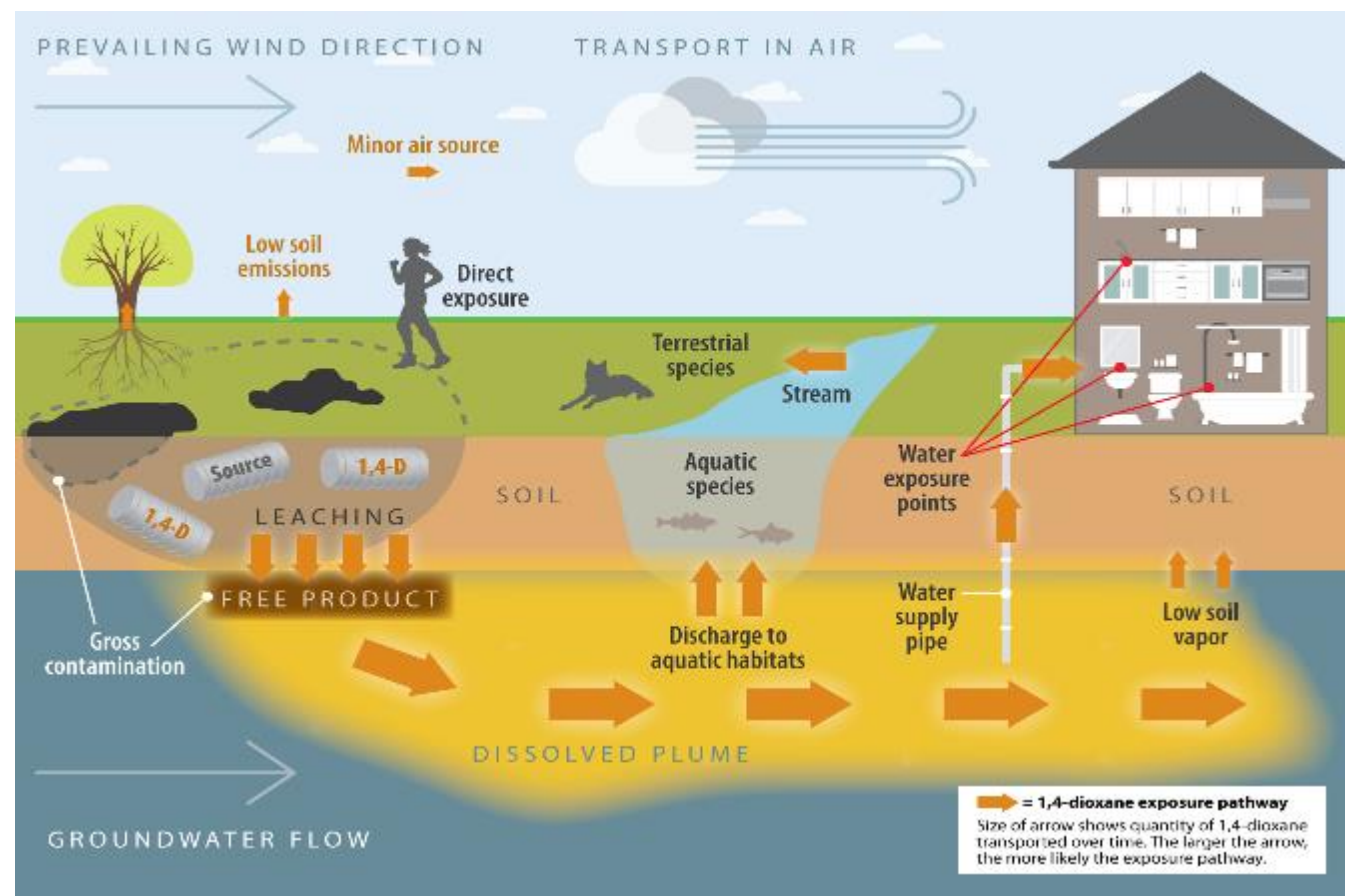
# Ecological Exposure Assessment



## Exposure Assessment

What are the exposure routes and levels of concern?

- ▶ Primarily through ingestion and direct contact pathways
- ▶ Most likely through aquatic routes



ITRC Guidance Document Figure 5.1

# Ecological Risk Characterization



## Risk Characterization

What is the risk of a health effect occurring in the exposure scenario being evaluated?



- ▶ Generally, will only require screening level risk assessment to determine if ecological risk is likely

# 1,4-Dioxane - Risk Communication

- ▶ Purpose:
  - ▶ Assist in understanding risk assessment
  - ▶ Assist in forming perceptions of the potential hazards
  - ▶ Assist in making decisions about risk management
- ▶ Can be difficult for emerging contaminants, like 1,4-dioxane, with evolving scientific data



<https://rct-1.itrcweb.org/>

- 1 Introduction
- ▼ 2 Risk Communication Fundamentals
- ▼ 3 Risk Communication Toolkit
- ▼ 4 Communication Plan Description
- 5 Case Studies
- ▼ 6 Additional Information

# 1,4-Dioxane - Toxicity and Risk Assessment

## Conclusions



- ▶ The ecotoxicity of 1,4-dioxane is low and not likely a risk driver compared to human health toxicity

- ▶ Cancer risk is the primary concern for human health and long-term exposures

### MOA

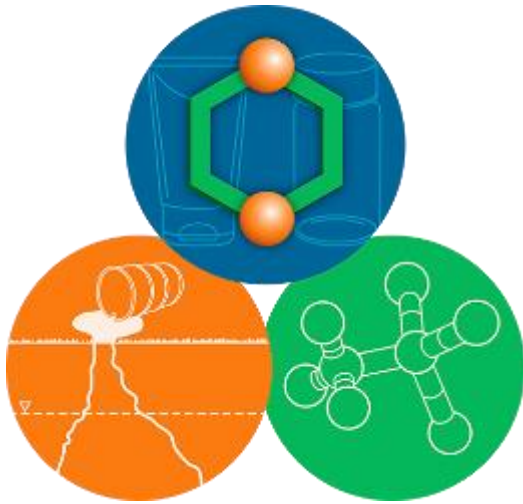
- ▶ Science is still evolving regarding how 1,4-dioxane causes cancer

- ▶ Selected toxicity value(s) should be consistent with established guidance and policies, well justified



- ▶ Uncertainties and limitations fully communicated

# Module 6: Remediation & Treatment Technologies



**Fritz Krembs, PE, PG**

Trihydro Corp.

Golden, CO

720-399-2002

fkrembs@trihydro.com



**Francisco Barajas, PhD, EIT**

AECOM

Austin, TX

864-508-1347

francisco.barajas@aecom.com

Read trainer bios at: <https://clu-in.org/conf/itrc/14d-1/>

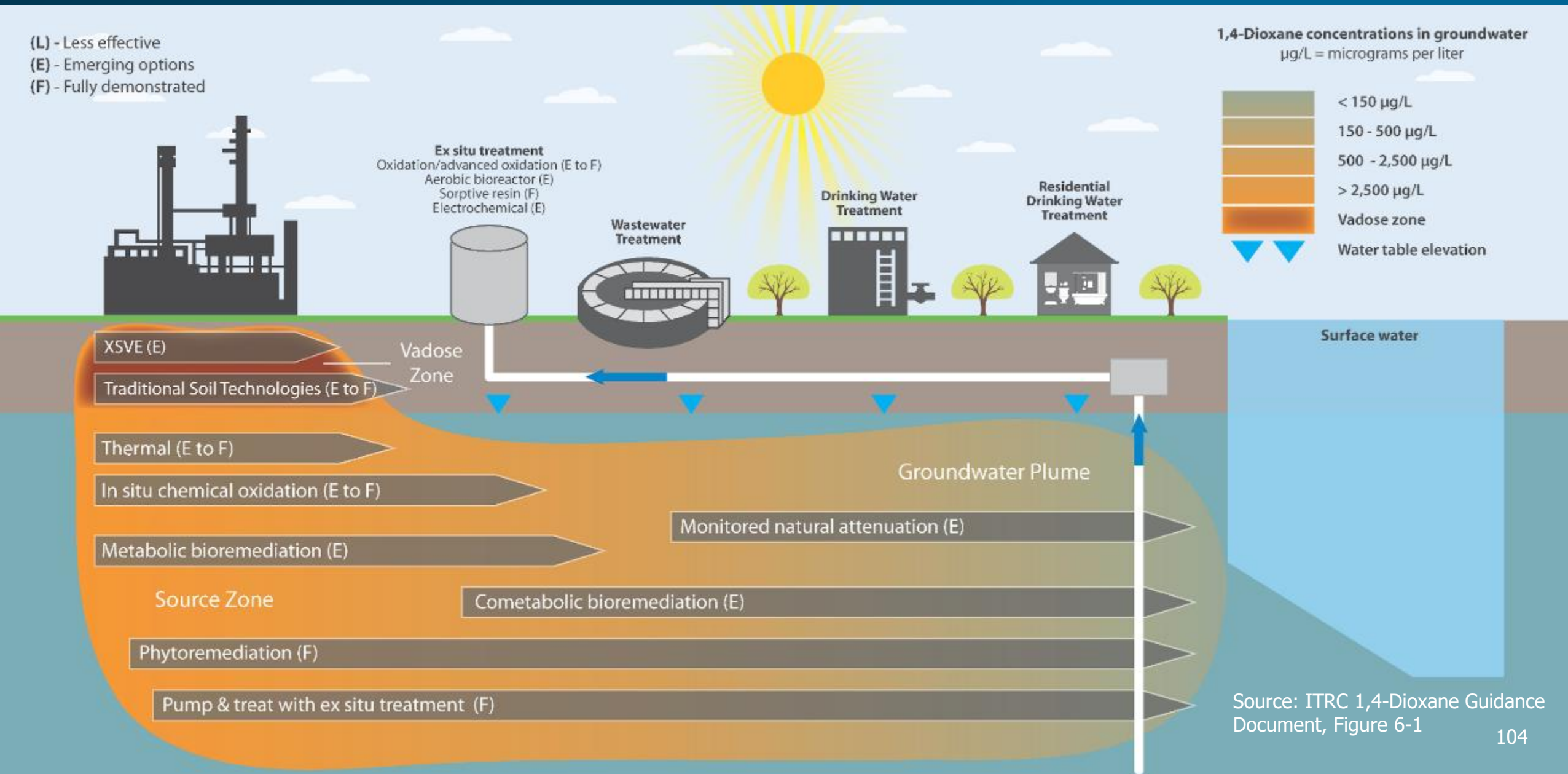
# Learning Objectives

- ▶ Understand how/when/why different treatment technologies are appropriate
- ▶ Recall various soil, groundwater, drinking water, and wastewater treatment technologies for 1,4-dioxane
- ▶ Appreciate the design considerations for well-established treatment technologies
- ▶ Identify when certain technologies aren't appropriate for 1,4-dioxane treatment



# Remediation and Treatment Technologies




(L) - Less effective  
 (E) - Emerging options  
 (F) - Fully demonstrated




Source: ITRC 1,4-Dioxane Guidance Document, Figure 6-1

# Remediation and Treatment Technologies

(L) - Less effective  
(E) - Emerging options  
(F) - Fully demonstrated

-  (L) - Less effective
-  (E) - Emerging options
-  (F) - Fully demonstrated



XSVE (E)

Traditional Soil Technologies (E to F)

Thermal (E to F)

In situ chemical oxidation (E to F)

Metabolic bioremediation (E)

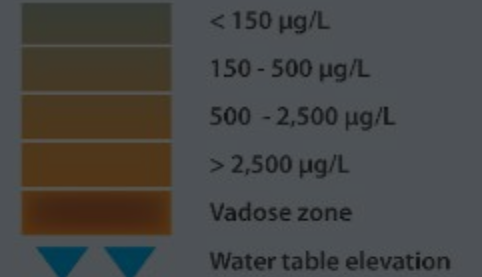
Source Zone

Cometabolic bioremediation (E)

Phytoremediation (F)

Pump & treat with ex situ treatment (F)

1,4-Dioxane concentrations in groundwater  
µg/L = micrograms per liter



Surface water

Groundwater Plume

Metabolic bioremediation (E)

Source: ITRC 1,4-Dioxane Guidance Document, Figure 6-1

# Remediation and Treatment Technologies

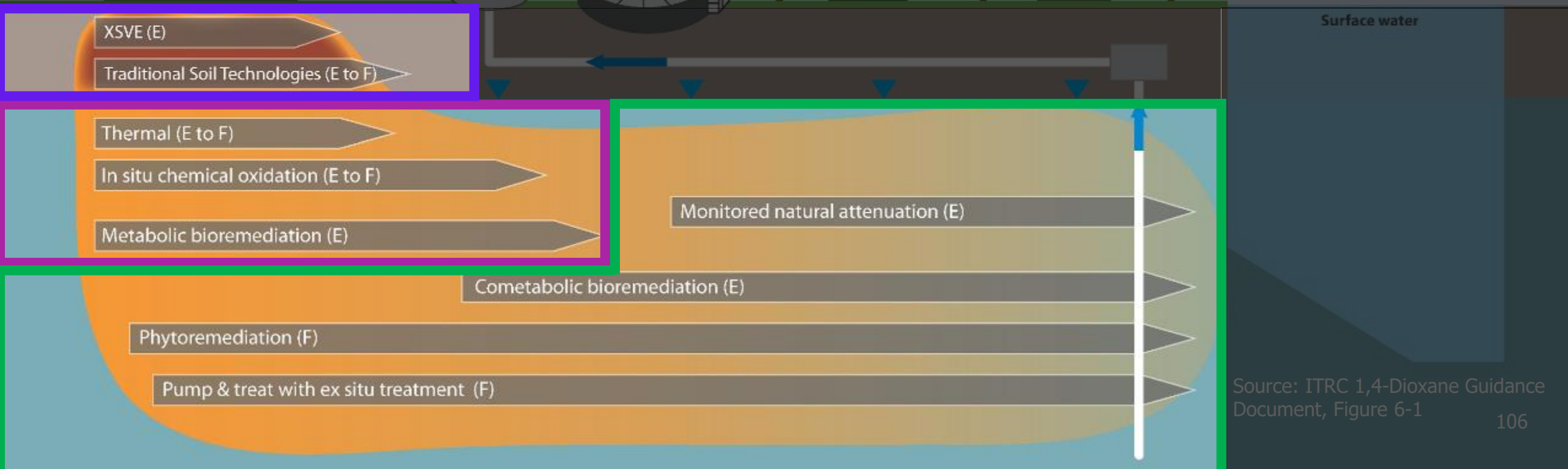
Case Study Available

- (L) - Less effective
- (E) - Emerging options
- (F) - Fully demonstrated

Vadose Zone

Source Zone

Groundwater Plume



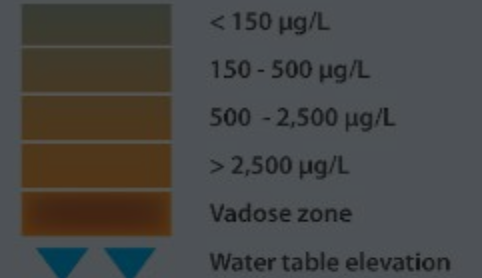
Source: ITRC 1,4-Dioxane Guidance Document, Figure 6-1



# Vadose Zone Treatment

(L) - Less effective  
(E) - Emerging options  
(F) - Fully demonstrated

1,4-Dioxane concentrations in groundwater  
µg/L = micrograms per liter



XSVE (E)

Traditional Soil Technologies (E to F)

Vadose Zone

Thermal (E to F)

In situ chemical oxidation (E to F)

Metabolic bioremediation (E)

Cometabolic bioremediation (E)

Phytoremediation (F)

Pump & treat with ex situ treatment (F)

Monitored natural attenuation (E)

Ex situ treatment  
Oxidation/advanced oxidation (E to F)  
Aerobic bioreactor (E)  
Sorbptive resin (F)  
Electrochemical (E)

Wastewater Treatment


Drinking Water Treatment

Residential Drinking Water Treatment

Surface water

Source: ITRC 1,4-Dioxane Guidance Document, Figure 6-1

# Vadose Zone Treatment



## Fully Demonstrated

- Excavation
- Thermal Desorption
- Solidification/  
Stabilization

## Emerging Options

- Oxidant Soil Blending
- Extreme Soil Vapor  
Extraction

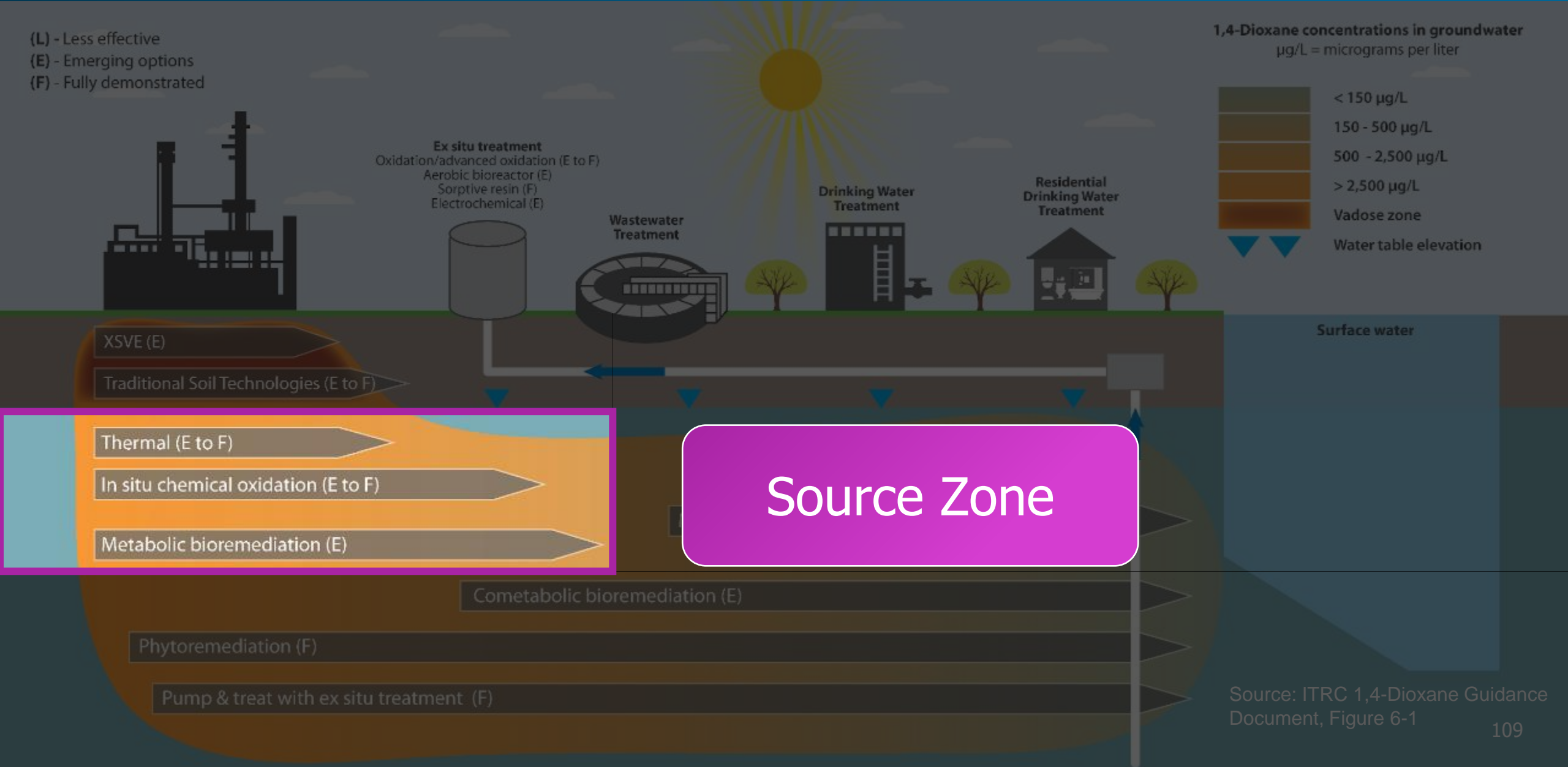
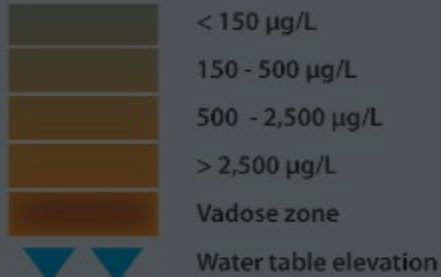
## Less Effective

- Conventional Soil Vapor  
Extraction
- Bioventing
- Bio-piles

# Source/Saturated Zone Remediation

(L) - Less effective  
 (E) - Emerging options  
 (F) - Fully demonstrated


1,4-Dioxane concentrations in groundwater  
 µg/L = micrograms per liter



Source Zone

Source: ITRC 1,4-Dioxane Guidance Document, Figure 6-1

# In Situ Thermal Treatment



- ▶ Boiling point is 101.5°C, but is less when mixed with water
- ▶ Volatility can increase with heating
- ▶ Treatment zone heated and vapors captured
- ▶ Three types: ERH; TCH; and SEE
- ▶ Benefits: High mass removal
- ▶ Challenges: High cost, vapor removal affected by heterogeneity

|                                   | ERH        | TCH     | SEE             |
|-----------------------------------|------------|---------|-----------------|
| Heating Mechanism                 | Electrodes | Heaters | Steam Injection |
| Maximum temperature               | ~100°C     | ~300°C  | ~100°C          |
| Heating affected by heterogeneity | No         | No      | Yes             |

Electrical Resistive Heating (ERH); Thermal Conductive Heating (TCH); Steam Enhanced Extraction (SEE)



# In Situ Chemical Oxidation Reagents



Case Study Available

| REAGENT                       | PHYSICAL STATE   | ACTIVATOR                  | LONGEVITY                                      | DELIVERY APPROACH |            |               |        |          |
|-------------------------------|--|----------------------------|--|-------------------|------------|---------------|--------|----------|
|                               |  |                            |  | Direct Push       | Fixed Well | Gas Injection | Slurry | Cylinder |
| Persulfate<br>                | liquid solution (sodium persulfate);<br>solid (potassium persulfate)                     | Heat                       | weeks to months                                | ✓                 | ✓          | -             | -      | -        |
|                               |  | Hydrogen Peroxide          | weeks to months                                | ✓                 | ✓          | -             | -      | -        |
|                               |  | Alkaline                   | liquid: weeks to months<br>solid: months       | ✓                 | ✓          | -             | ✓      | ✓        |
|                               |  | Chelated Iron              | weeks to months                                | ✓                 | ✓          | -             | -      | -        |
|                               |  | ZVI                        | months   | -                 | -          | -             | ✓      | ✓        |
|                               |  | Natural Mineral Activation | months   | ✓                 | ✓          | -             | ✓      | -        |
| Ozone                         | gas  | -                          | 30 minutes in water                            | -                 | -          | ✓             | -      | -        |
| Peroxone<br>                  | liquid solution (hydrogen peroxide);<br>gas phase ozone                                  | -                          | ozone as above;<br>hydrogen peroxide:<br>weeks | ✓                 | ✓          | ✓             | -      | -        |
| Modified Fenton's Reagent<br> | liquid solution (hydrogen peroxide)  | Ferrous Iron               | weeks  | ✓                 | ✓          | -             | -      | -        |
| Permanganate<br>              | liquid solution (sodium permanganate);<br>solid/dilute solution (potassium permanganate) | -                          | liquid: months<br>solid: months to years       | ✓                 | ✓          | -             | ✓      | ✓        |

| Chemical Species        | Standard Oxidation Potential |
|-------------------------|------------------------------|
| Hydroxyl radical (OH•)  | 2.8                          |
| Sulfate radical (SO4•-) | 2.5                          |
| Ozone                   | 2.1                          |
| Sodium persulfate       | 2.0                          |
| Hydrogen peroxide       | 1.8                          |
| Permanganate            | 1.7                          |
| Chlorine                | 1.4                          |
| Oxygen                  | 1.2                          |
| Superoxide ion (O•-)    | -2.4                         |

Source: Siegrist et al. 2001

# ISCO and 1,4-Dioxane



Case  
Study  
Available

(L) - Less effective  
(E) - Emerging options  
(F) - Fully demonstrated

Reagents yielding free radicals with higher oxidation/ reduction potential will degrade 1,4-dioxane more rapidly

- Hydroxyl radical
- Sulfate radical


Co-contaminants sometimes also treated

- Chlorinated ethenes – yes
- Chlorinated ethanes (1,1,1-TCA; 1,1-DCA; 1,2-DCA) not always treated

Source area versus plume remediation

- Injections versus permeable reactive barrier

# ISCO – Other Considerations



Case  
Study  
Available

## Design Considerations

- Optimizing contact (longevity, permeability, etc.)
- Matrix diffusion


## Water Quality Issues

- Reagent scavengers/matrix demand
- Temporary metals mobilization
- Bench testing recommended

## Byproducts

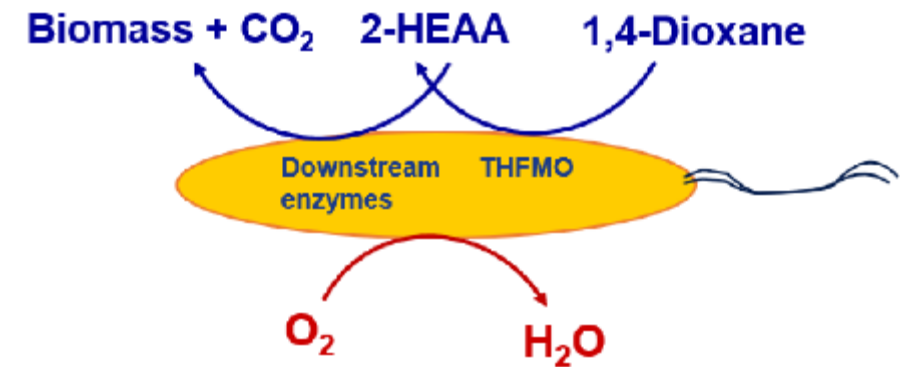
- Bromate formation (ozone/H<sub>2</sub>O<sub>2</sub>)
- Sulfate
- Gases: CO<sub>2</sub>, O<sub>2</sub>
- Ions (K<sup>+</sup>, Na<sup>+</sup>)
- pH change

# In Situ Metabolic Bioremediation




- ▶ 1,4-Dioxane used as carbon and energy source by bacteria
- ▶ End products are biomass and carbon dioxide (CO<sub>2</sub>)
  - ▶ Lower biomass yield and rates than other metabolic processes (TCE/hydrocarbons)
  - ▶ Suitable for higher 1,4-dioxane concentrations
  - ▶ Requires oxygen to be present

Check out the Fate & Transport Training, too



Source: ITRC 1,4-Dioxane Guidance Document, Figure 6-4

# In Situ Metabolic Bioremediation



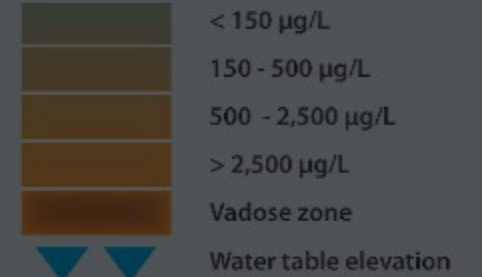
| Key Design Parameters   | Effectiveness   | Advantages   | Disadvantages  |
|---|---|--|--|
| <p><b>Initial 1,4-dioxane concentration</b></p> <p><b>Oxygen delivery</b></p> <p><b>Initial bacteria culture mass present or injected</b></p> | <p><b>Degrades 1,4-dioxane at high starting concentrations</b></p> <p><b>Low concentrations may not stimulate growth.</b></p> | <p><b>Effective for source areas</b></p> <p><b>Does not require injection of a primary substrate</b></p> | <p><b>Bioaugmentation may be required, and limited microbial transport may be a concern</b></p> <p><b>Technology requires maintenance of aerobic conditions, and chlorinated compounds/metals may inhibit biodegradation</b></p> |

Source: ITRC 1,4-Dioxane Fact Sheet, Table 2

# Groundwater Plume Remediation

- (L) - Less effective
- (E) - Emerging options
- (F) - Fully demonstrated

1,4-Dioxane concentrations in groundwater  
µg/L = micrograms per liter



Groundwater Plume

Ex situ treatment  
Oxidation/advanced oxidation (E to F)  
Aerobic bioreactor (E)  
Sorbptive resin (F)  
Electrochemical (E)

Drinking Water Treatment

Residential Drinking Water Treatment

XSVE (E)

Traditional Soil Technologies (E to F)

Thermal (E to F)

In situ chemical oxidation (E to F)

Metabolic bioremediation (E)

Monitored natural attenuation (E)

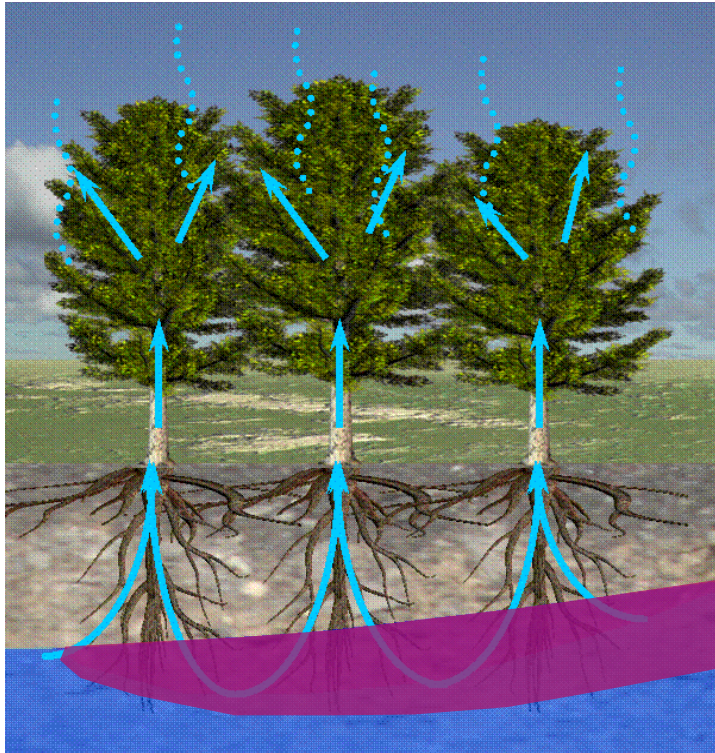
Cometabolic bioremediation (E)

Phytoremediation (F)

Pump & treat with ex situ treatment (F)

Source: ITRC 1,4-Dioxane Guidance Document, Figure 6-1

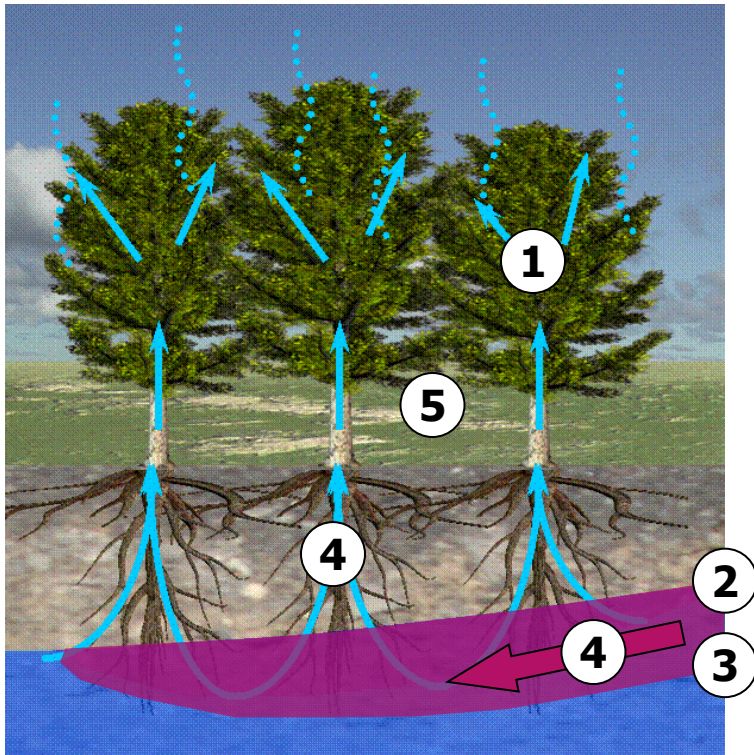




Source: Graphic modified from ITRC Phyto-2 2009

- ▶ Mechanism for treatment is “phyto-extraction”
  - ▶ Pull 1,4-dioxane in through roots, up xylem, out to atmosphere
- ▶ Benefits
  - ▶ Semi-passive
  - ▶ Leverages properties of 1,4-dioxane
- ▶ Challenges
  - ▶ Longer timeframe
  - ▶ Deep groundwater requires certain design






Source: Graphic modified from ITRC Phyto-2 2009

## DESIGN CONSIDERATIONS

1. Use correct plant(s) for region
2. Depth of groundwater: 10-15 ft bgs optimal, 25 ft bgs maximum
3. Depth of 1,4-dioxane impacts: Within top 5 ft of groundwater is optimal
4. Water budget: Compare groundwater flux in versus estimated tree transpiration
5. Number of trees and spacing

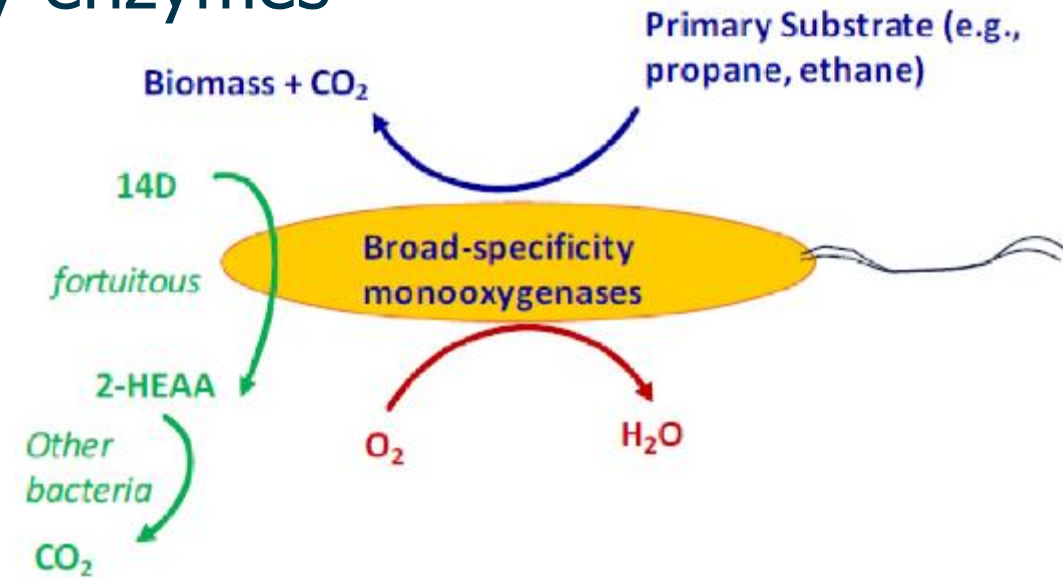
# In Situ Cometabolic Bioremediation



Case Study Available


- ▶ Bacteria uses a primary growth substrate to sustain activity
- ▶ 1,4-Dioxane biodegraded fortuitously by enzymes generated from bacteria activity
  - ▶ Can also degrade other constituents of concern
  - ▶ Suitable for high or low 1,4-dioxane concentrations
  - ▶ Requires oxygen to be present

Check out the Fate & Transport Training, too



Source: ITRC 1,4-Dioxane Guidance Document, Figure 6-2

# In Situ Cometabolic Bioremediation




**Case Study Available**

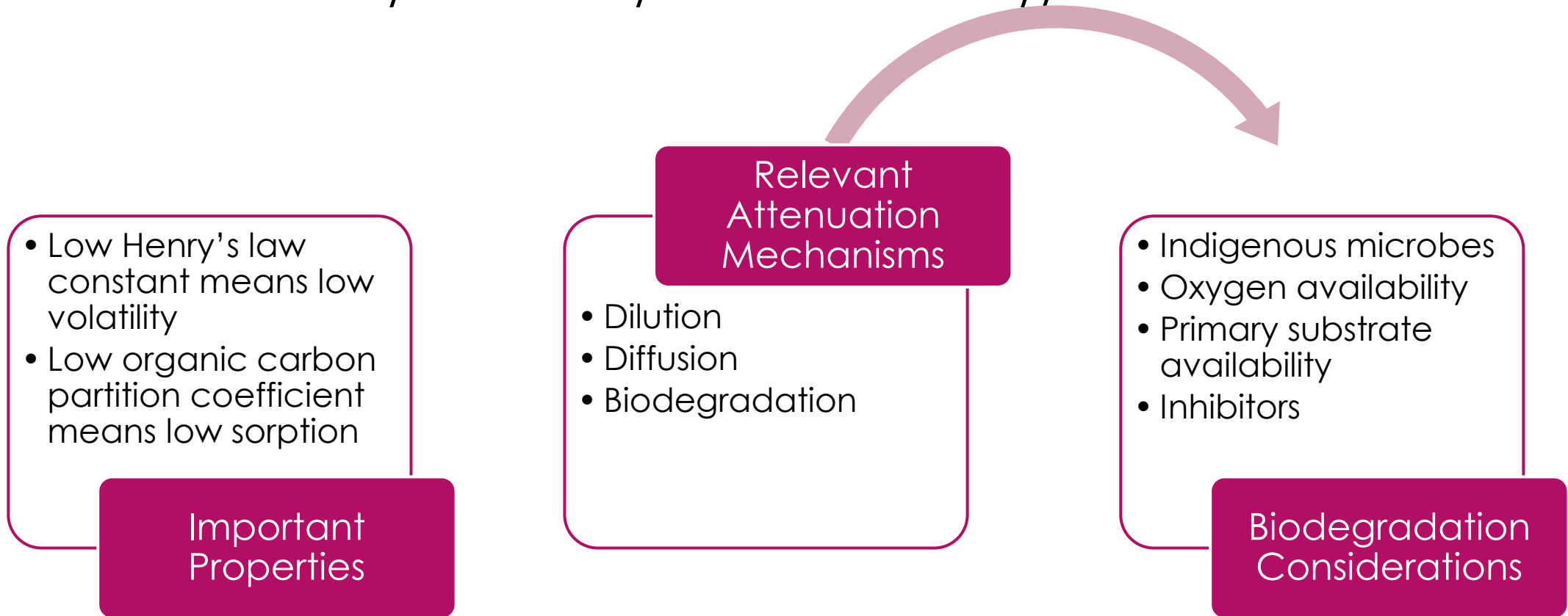
| Key Design Parameters  | Effectiveness   | Advantages  | Disadvantages  |
|--|---|---|--|
| <p><b>Oxygen delivery</b></p> <p><b>Initial bacteria culture mass present or injected</b></p> <p><b>Primary substrate delivery and nutrients</b></p> | <p>Degrades 1,4-dioxane to &lt;1 µg/L</p> <p>A treatment option for low starting concentrations</p> | <p>Can degrade both chlorinated compounds and 1,4-dioxane</p> <p>Several viable primary substrates</p> <p>Applicable to dilute plumes</p> <p>Independent of 1,4-dioxane concentration</p> | <p>Bioaugmentation may be required</p> <p>Flammable gases are typically applied as primary substrate</p> <p>Technology requires maintenance of aerobic conditions, and chlorinated compounds/metals may inhibit biodegradation</p> |

Source: ITRC 1,4-Dioxane Fact Sheet, Table 2


# In Situ Monitored Natural Attenuation



*MNA programs generally include assessing the favorability of attenuation under site-specific conditions as part of a multiple lines of evidence approach.*




# In Situ Monitored Natural Attenuation



- ▶ Analytical methods – need to take into account project-specific reporting limits



- ▶ **Geochemical parameters – associated with aerobic/cometabolic conditions**



- ▶ **Microbiological analyses – direct and indirect biomarkers (DXMO, ALDH vs other monooxygenases)**




- ▶ **CSIA – isotopic enrichment provides evidence of degradation, limited by analytical detection limits**

*Note that these are evolving analytical techniques and the industry is still learning how to best apply them.*

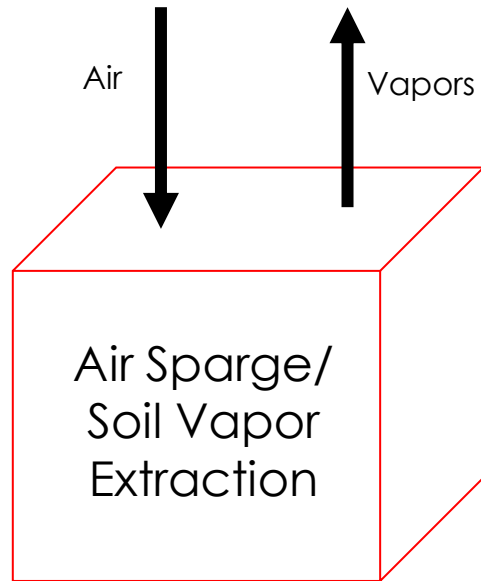
# 1,4-Dioxane Critical Characteristics

| Property             | Units                                    | 1,4-Dioxane            | Benzene                 | TCE                    | 1,1,1-TCA              | 1,1-DCA                 | 1,1-DCE                |
|----------------------|--|------------------------|-------------------------|------------------------|------------------------|-------------------------|------------------------|
| Water solubility     | g/L                                      | 1,000                  | 1.8                     | 1.1                    | 0.91                   | 5.04                    | 5.06                   |
| Vapor pressure       | mm Hg<br>(at 25°C)                       | 23.8                   | 95.2                    | 72.6                   | 124                    | 227                     | 234                    |
| Henry's Law constant | atm-<br>m <sup>3</sup> /mol<br>(at 25°C) | 4.8 x 10 <sup>-6</sup> | 5.48 x 10 <sup>-3</sup> | 9.1 x 10 <sup>-3</sup> | 1.6 x 10 <sup>-2</sup> | 5.62 x 10 <sup>-3</sup> | 5.8 x 10 <sup>-3</sup> |
| Log K <sub>oc</sub>  | Dimension-<br>less                       | 0.54                   | 1.92                    | 1.81                   | 2.18                   | 1.55                    | 1.48                   |
| Boiling point        | °C                                       | 101                    | 80                      | 87                     | 74                     | 57.4                    | 32                     |

# Less Effective In Situ Technologies



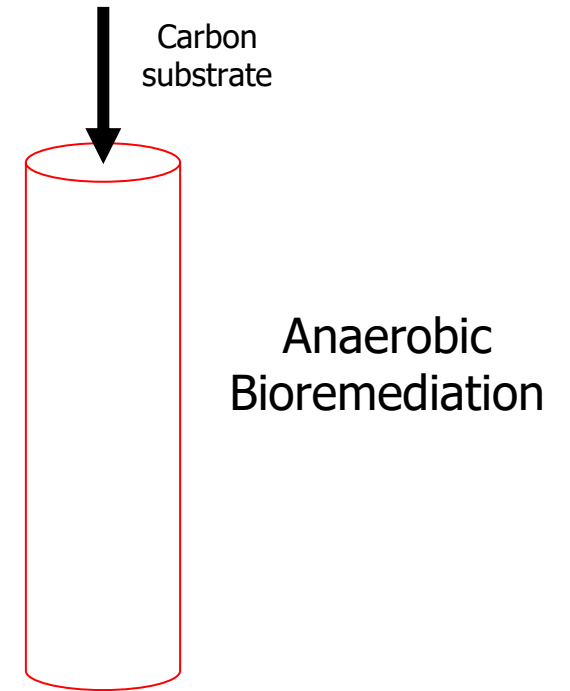
Note that less effective technologies may still impart *some* benefit, but may not reach targets



*Low Henry's law coefficient makes this less efficient*



*Slow reaction times make this less appealing*



*Oxygen needed for biodegradation*



# Ex Situ AOPs and 1,4-Dioxane




Case Study Available

| METHOD TO CREATE HYDROXYL RADICALS   | EFFECTIVENESS |                     | GROUNDWATER TREATMENT APPROACHES |                |                                   |
|--------------------------------------|---------------|---------------------|----------------------------------|----------------|-----------------------------------|
|                                      | 1,4-DIOXANE   | CO-CONTAMINANTS     |                                  | PUMP AND TREAT | DYNAMIC GROUNDWATER RECIRCULATION |
|                                      |               | CHLORINATED ETHENES | CHLORINATED ETHANES              |                |                                   |
| UV/hydrogen peroxide                 | ✓             | ✓                   | -                                | ✓              | ✓                                 |
| Ozone/hydrogen peroxide              | ✓             | ✓                   | TCA yes; DCA reluctant           | ✓              | ✓                                 |
| UV/titanium dioxide catalyst/oxidant | ✓             | ✓                   | -                                | ✓              | ✓                                 |
| UV/hypochlorite                      | ✓             | ✓                   | -                                | ✓              | ✓                                 |
| UV/ozone/hydrogen peroxide           | ✓             | ✓                   | ✓ (multiple oxidants)            | ✓              | ✓                                 |

| Chemical Species                 | Standard Oxidation Potential |
|----------------------------------|------------------------------|
| *excited electron + electron gap | 3.18 - 4.8                   |
| Hydroxyl radical (OH-•)          | 2.8                          |
| Sulfate radical (SO4-•)          | 2.5                          |
| Ozone                            | 2.1                          |
| Sodium persulfate                | 2.0                          |
| Hydrogen peroxide                | 1.8                          |
| Permanganate                     | 1.7                          |
| Chlorine                         | 1.4                          |
| Oxygen                           | 1.2                          |
| Superoxide ion (O-•)             | -2.4                         |

Source: Siegrist et al. 2001

# Ex Situ AOP – Other Considerations



Case Study Available

## Design Considerations

- Electrical/chemical usage
- Matrix diffusion


## Water Quality Issues

- Influent water quality (e.g., iron)
- Effectiveness in low pH water (UV/hypochlorite)
- Reagent scavengers
- Bench testing recommended

## Byproducts

- Bromate formation (ozone/H<sub>2</sub>O<sub>2</sub>)
- Gases: CO<sub>2</sub>, O<sub>2</sub>
- Free radicals (ozone/H<sub>2</sub>O<sub>2</sub>)
- pH change

# Ex Situ Bioreactors




- ▶ Metabolic Bioreactors
  - ▶ Laboratory fluidized bed reactor for high concentrations
  - ▶ Multi-stage aerobic system
  - ▶ Bio-GAC
  - ▶ No full-scale applications
- ▶ Cometabolic Bioreactors
  - ▶ Early studies showed that cometabolic bioreactors can be effective for treating wastewater with both 1,4-dioxane and tetrahydrofuran (cometabolic substrate)
    - ▶ Lab-scale trickling filter
    - ▶ Lab-scale reactors fed propane or ethane (fluidized bed reactor, membrane biofilm reactor)
    - ▶ Full-scale moving bed bioreactor (MBBR; Lowry Landfill)

MBBR at Lowry Landfill



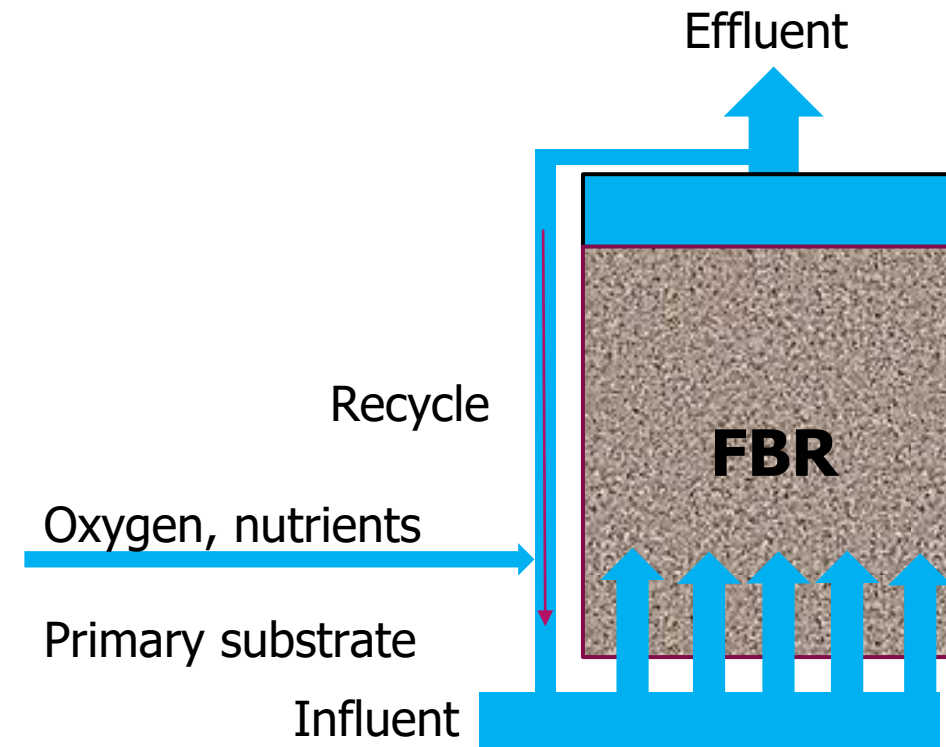
# Ex Situ Bioreactors



## ► Design Considerations

- Concentration of 1,4-dioxane
- Effluent requirements
- Co-contaminants
- Metabolic vs cometabolic
- Flow rate
- Hydraulic retention time
- Oxygen and inorganic nutrients
- Primary substrate (cometabolic)
- Microbial culture(s)

## Fluidized Bed Bioreactor (FBR)



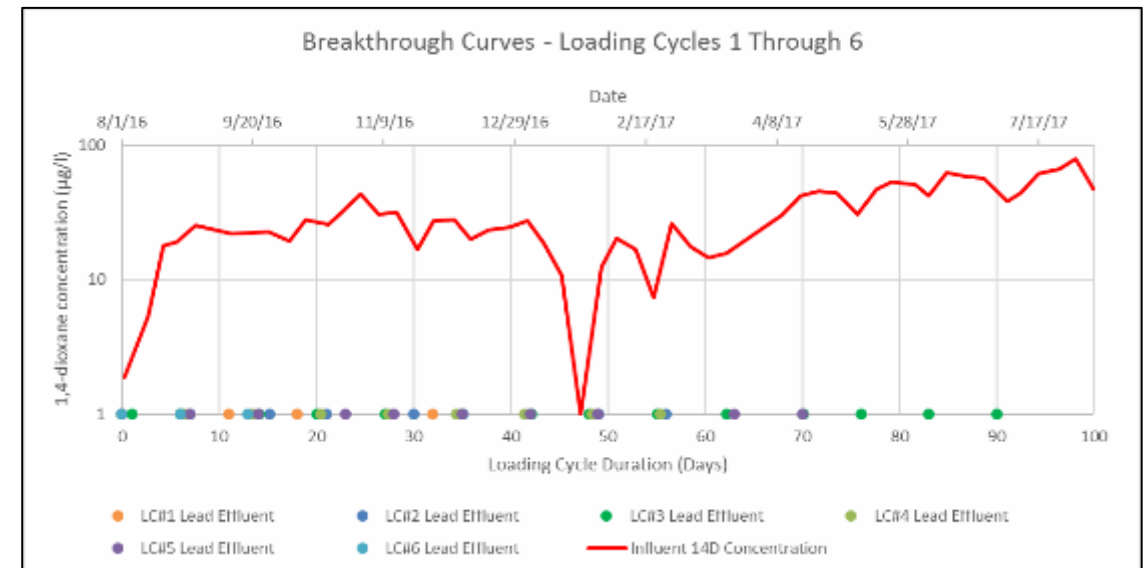
# Ex Situ Sorptive Resin



Case Study Available


- ▶ Many sorbents are ineffective for treating 1,4-dioxane (e.g., GAC, IX)
- ▶ Synthetic AMBERSORB™ 560 resin has been applied at full-scale
  - ▶ Typically a lead-lag configuration
  - ▶ Steam regeneration
  - ▶ 1,4-Dioxane treatment of regenerant necessary

AMBERSORB™ treatment of 1,4-dioxane



Source: ITRC 1,4-Dioxane Guidance Document, Case Study

# Less Effective Ex Situ Technologies

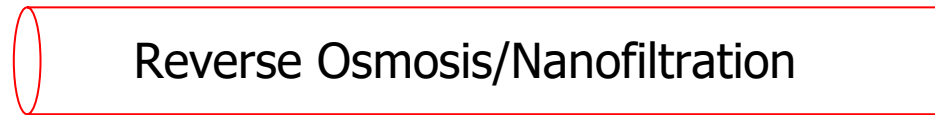


Note that less effective technologies may still impart *some* benefit, but may not reach targets



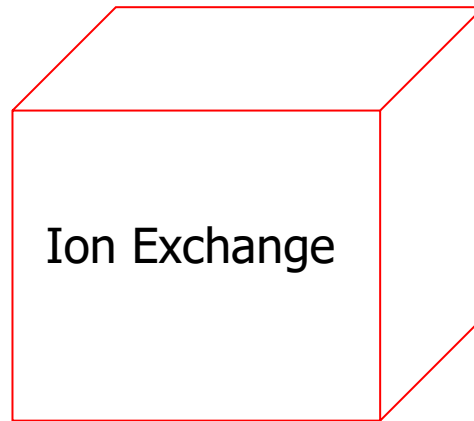
Air Stripper

*Low Henry's law coefficient makes this less efficient*



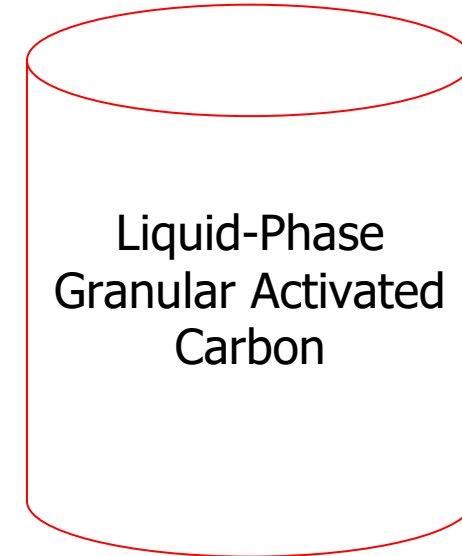
Reverse Osmosis/Nanofiltration

*Small molecular weight makes these less efficient*



Ion Exchange

*Non-ionic nature cannot be exchanged*



Liquid-Phase Granular Activated Carbon

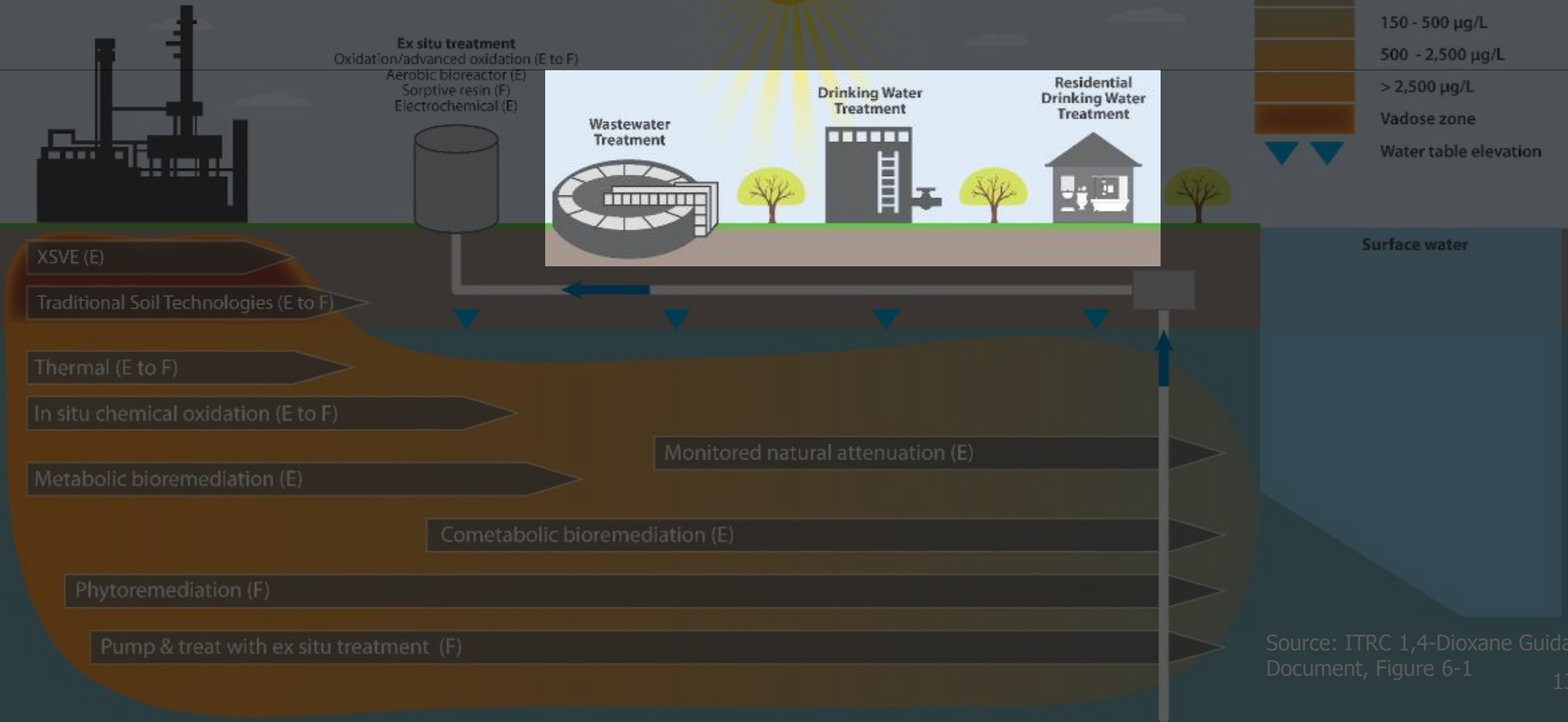
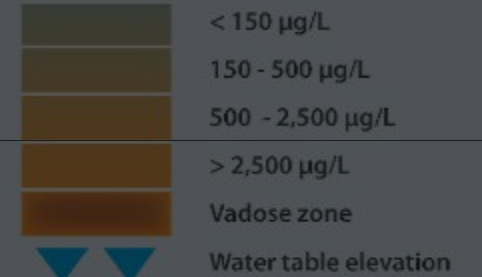
*Low sorption coefficient makes LGAC inefficient. May not be feasible/economical for drinking water, wastewater, and high-flow groundwater systems. May be applied to low-flow groundwater or residential treatment.*



# Drinking Water and Wastewater Treatment

(L) - Less effective  
 (E) - Emerging options  
 (F) - Fully demonstrated

1,4-Dioxane concentrations in groundwater  
 µg/L = micrograms per liter

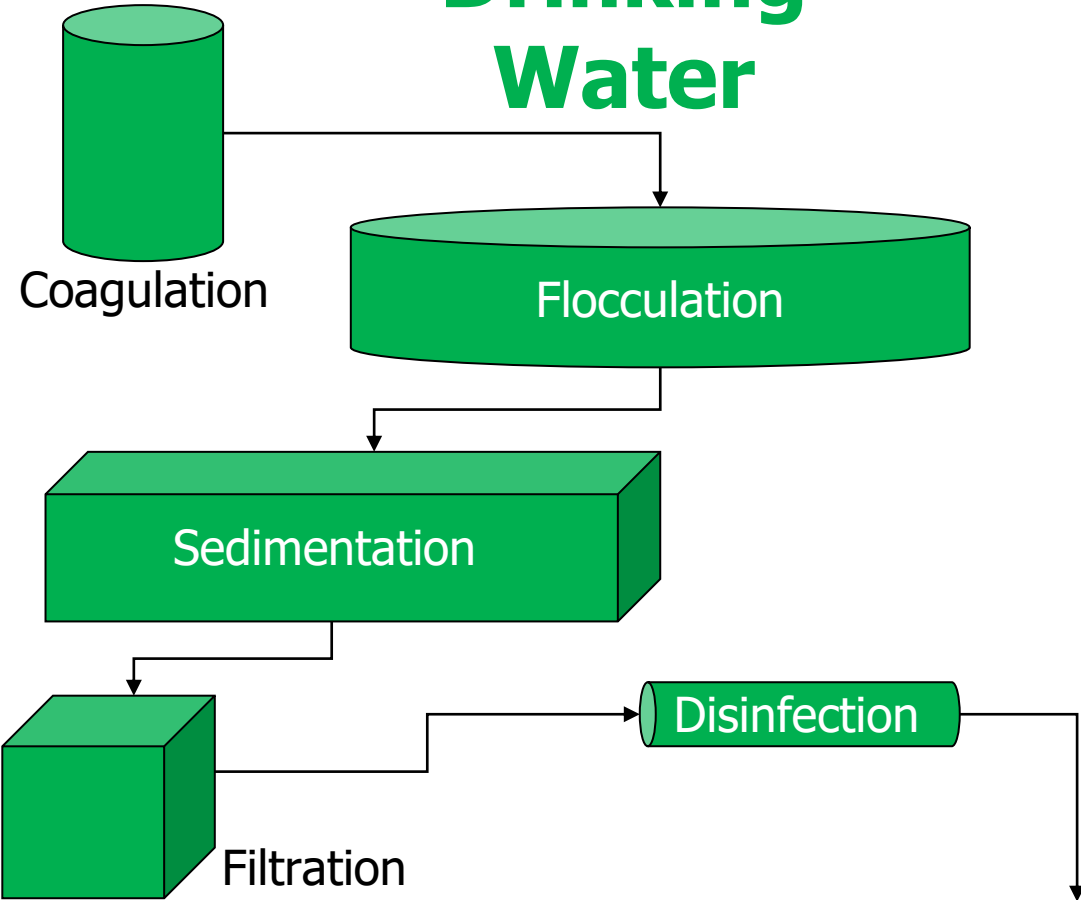


Source: ITRC 1,4-Dioxane Guidance Document, Figure 6-1

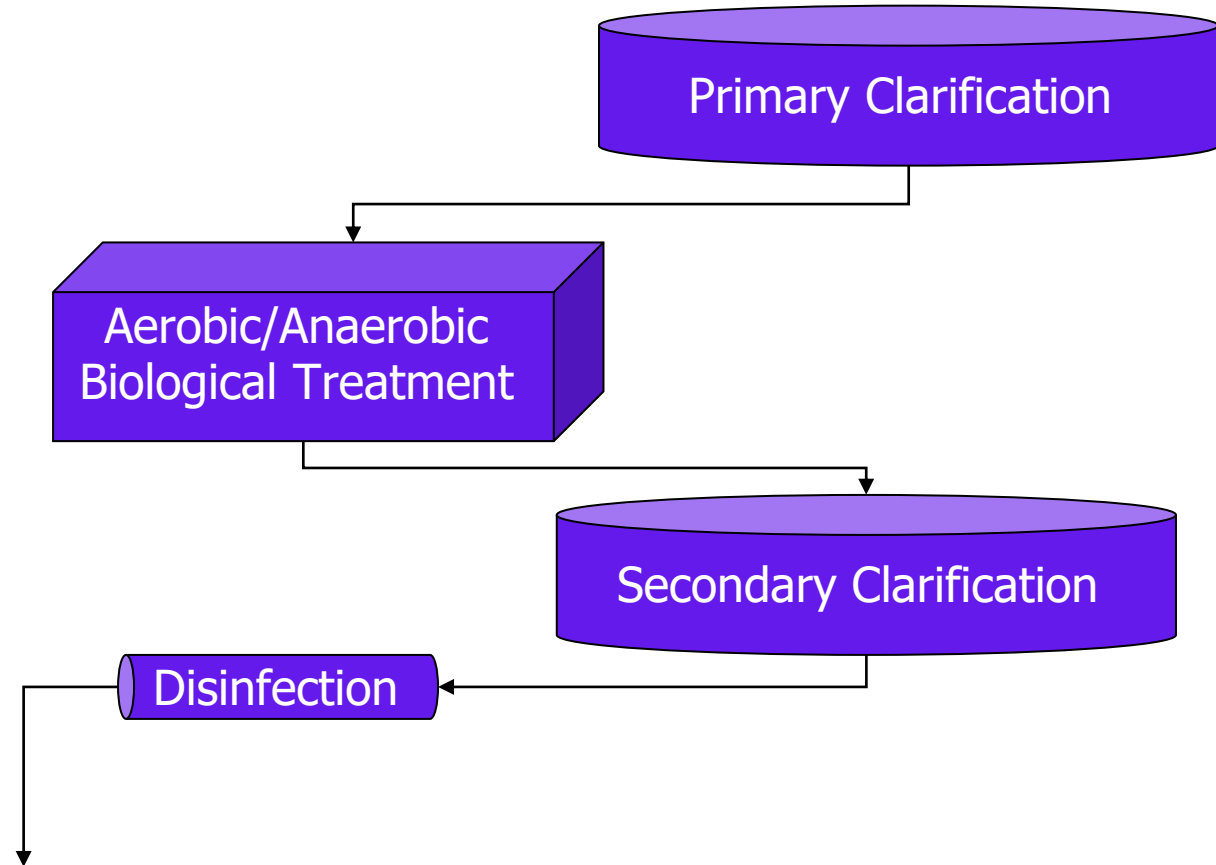


# Conventional DW/WW Treatment

## Drinking Water

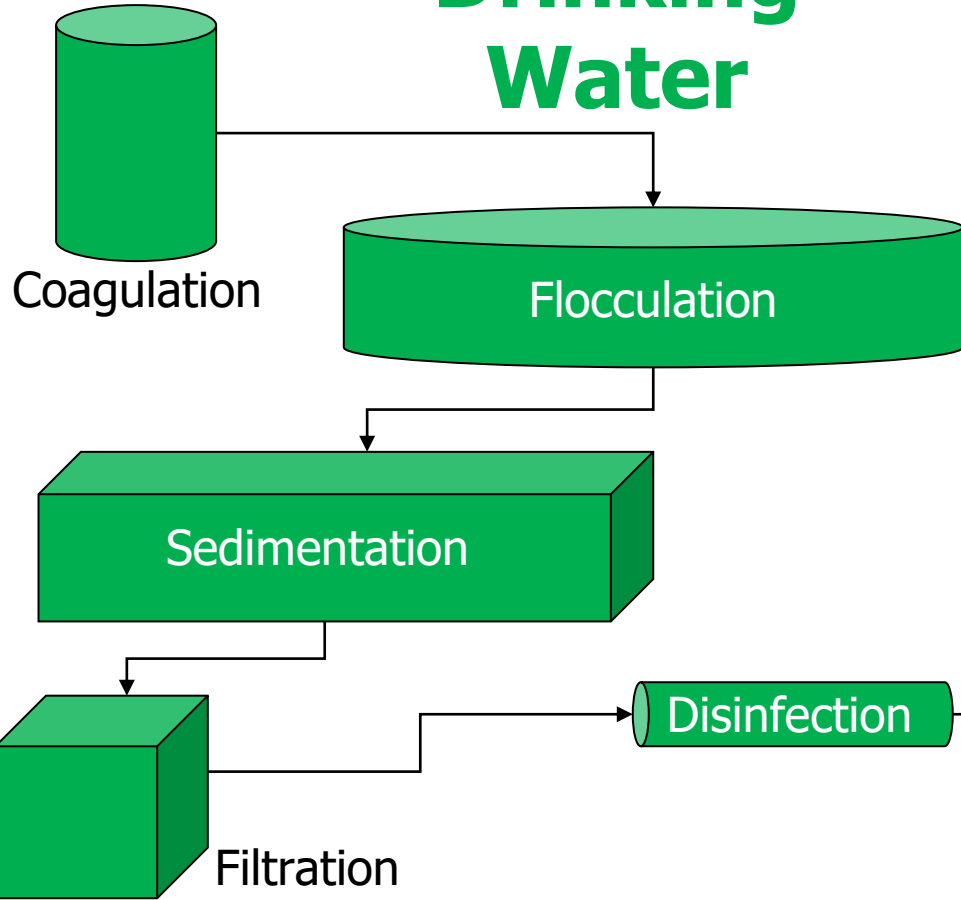


## Wastewater



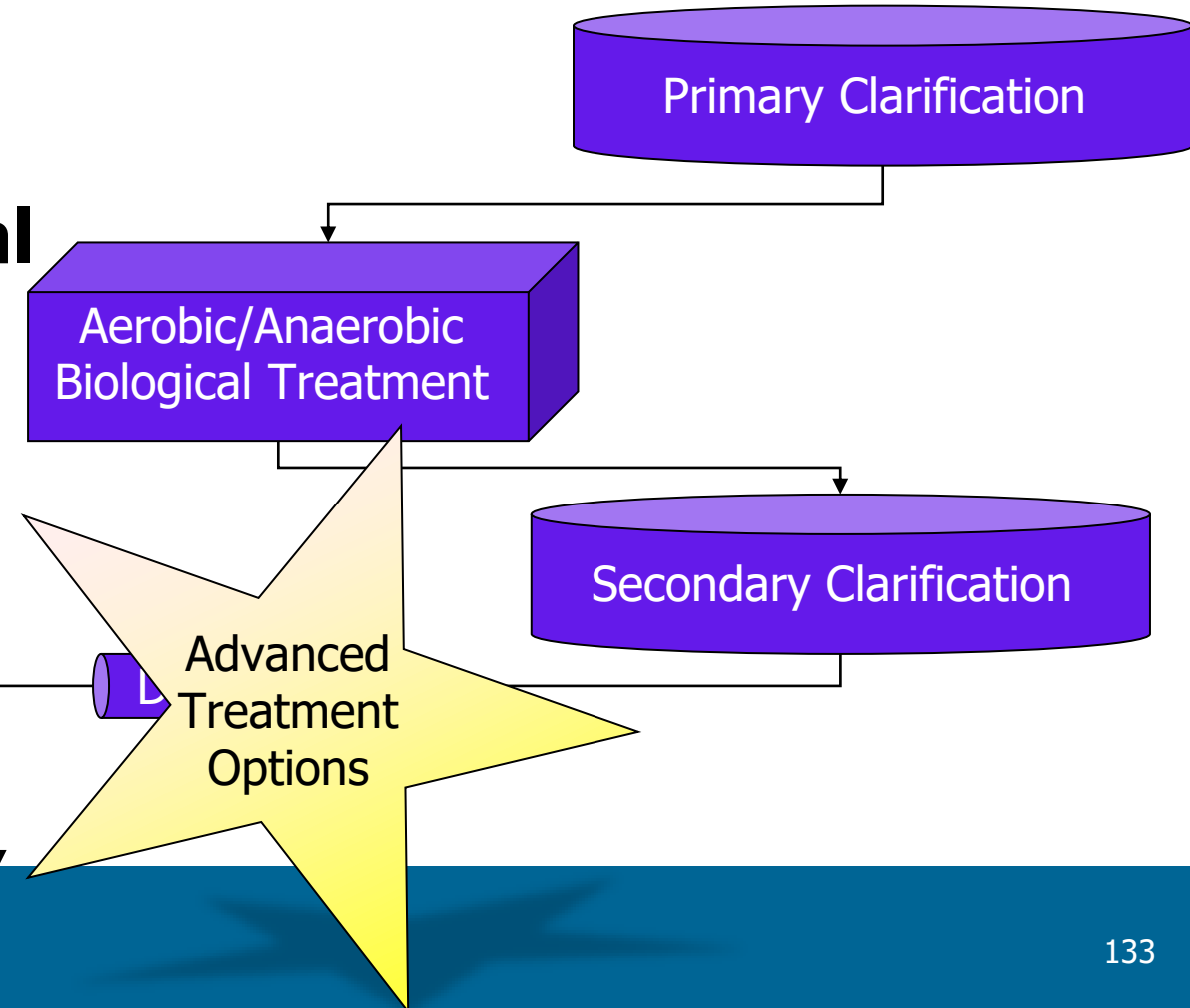
# Conventional DW/WW Treatment

## Drinking Water




**Less than 70% Removal**

## Wastewater



# Residential DW Treatment

Case  
Study  
Available



## Common Residential Water Treatment

- Less effective
  - Particulate filters
  - Water softening
  - UV disinfection
  - Pitcher/faucet filters



- Activated carbon (i.e., LGAC) can be used if designed properly

# Remediation and Treatment Technologies

(L) - Less effective  
(E) - Emerging options  
(F) - Fully demonstrated

- Many options for 1,4-dioxane treatment

- Best option will vary from site to site

- Be mindful of existing remediation approaches that might not be the best for 1,4-dioxane

1,4-Dioxane concentrations in groundwater  
µg/L = micrograms per liter

< 150 µg/L

# Thank you for attending! Questions & Answers?

- ▶ 1,4-Dioxane Modules will be hosted for separate viewing On Demand
- ▶ Questions? [itrc@itrcweb.org](mailto:itrc@itrcweb.org)
- ▶ Want more? For additional training on 1,4-Dioxane, visit <https://clu-in.org/conf/itrc/14d/>

## 1,4-Dioxane Modules

- Module 1:** History of Use (Sect 1)
- Module 2:** Regulatory Framework (Sect 2)
- Module 3:** Fate and Transport (Sect 3)
- Module 4:** Sampling and Analysis (Sect 4)
- Module 5:** Toxicity and Risk (Sect 5)
- Module 6:** Remediation Technologies (Sect 6)

Feedback Form (to receive a certificate of completion – for attending the full 1,4D training): <https://clu-in.org/conf/itrc/14D-1/default.cfm#tabs-5>